



Vigilens Web

Presentation

Vigilens web is a simple interface that allows the user to run queries and display or extract results in the desired format. The user can also organize his own page according to his needs by using widgets.

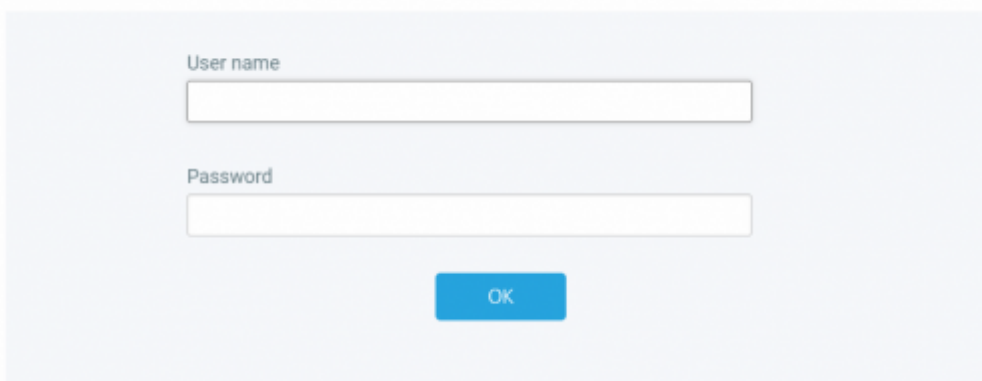
Home Page

Connection

Access with the url `http://<webserver vigilens>/vigilens`

The connection is made with a user name defined by AdminTool management menu, and this user and his group must have appropriate rights see Access to applications.

 LOGIN



User name

Password

OK

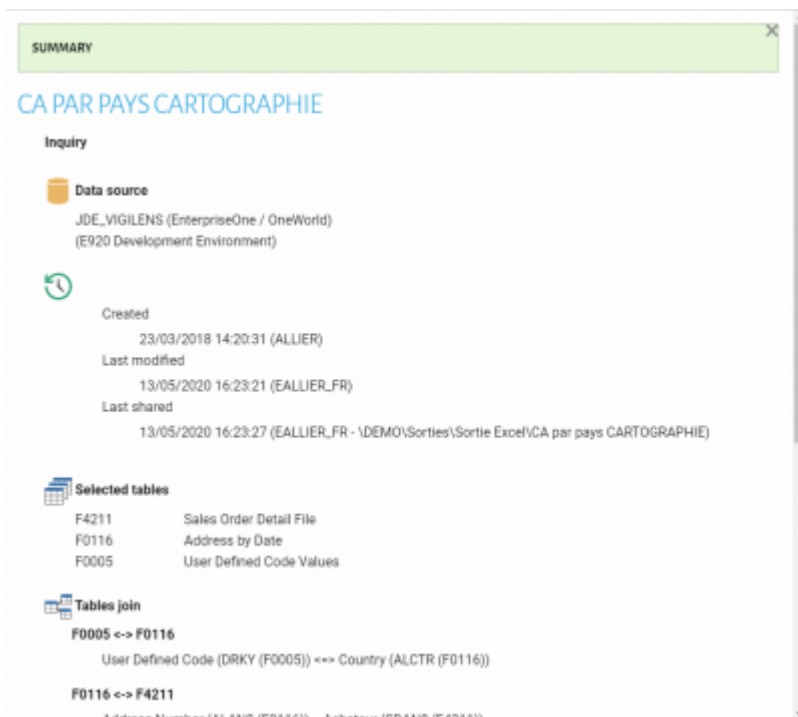
Menus

Summary



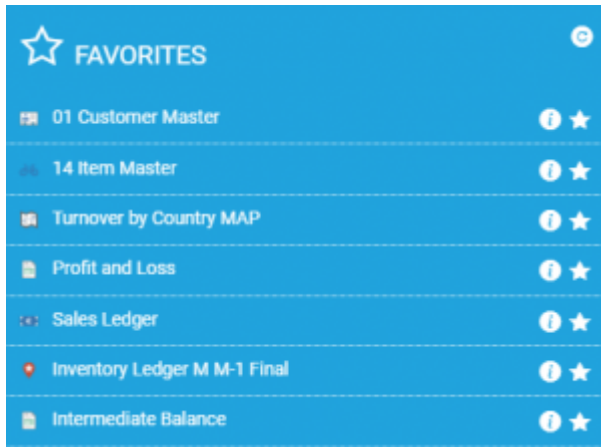
Informs the user about the content of the query

- Data source
- Date and author of creation, modification, publication
- Tables used
- Joint
- Conditions
- Displayed Fields
- Sorting
- Interactive output format
- Batch output format



Bookmark

To add or remove a query from the list of bookmark queries, click on the asterisk

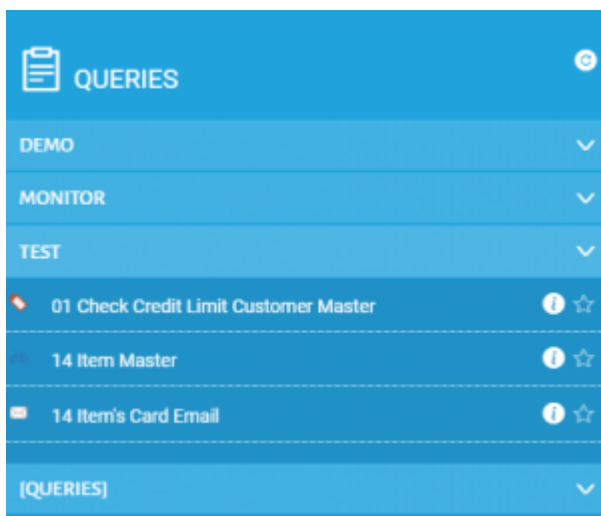


Search

The search is case insensitive on the query name (in the basic language, the blank language).



Queries List



New Window



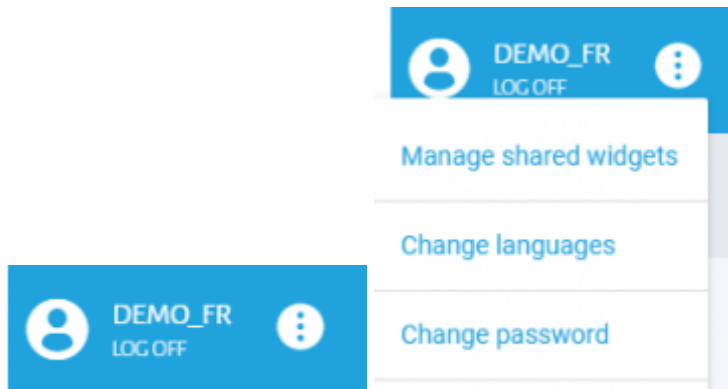
Customize dashboard



[Dedicated page](#)

User Settings

Allows changing the user's **password** and **language**.
The Manage shared widgets feature allows you to **Delete** or **Edit** existing Shared Widgets.



Running queries

[Dedicated page](#)

From:
<https://vigilens.wiki/dokuwiki/> - **Vigilens Reporting Knowledge Garden**

Permanent link:
https://vigilens.wiki/dokuwiki/doku.php?id=en:v8_0_0:web:start&rev=1594374920

Last update: **2020/07/10 11:55**

