

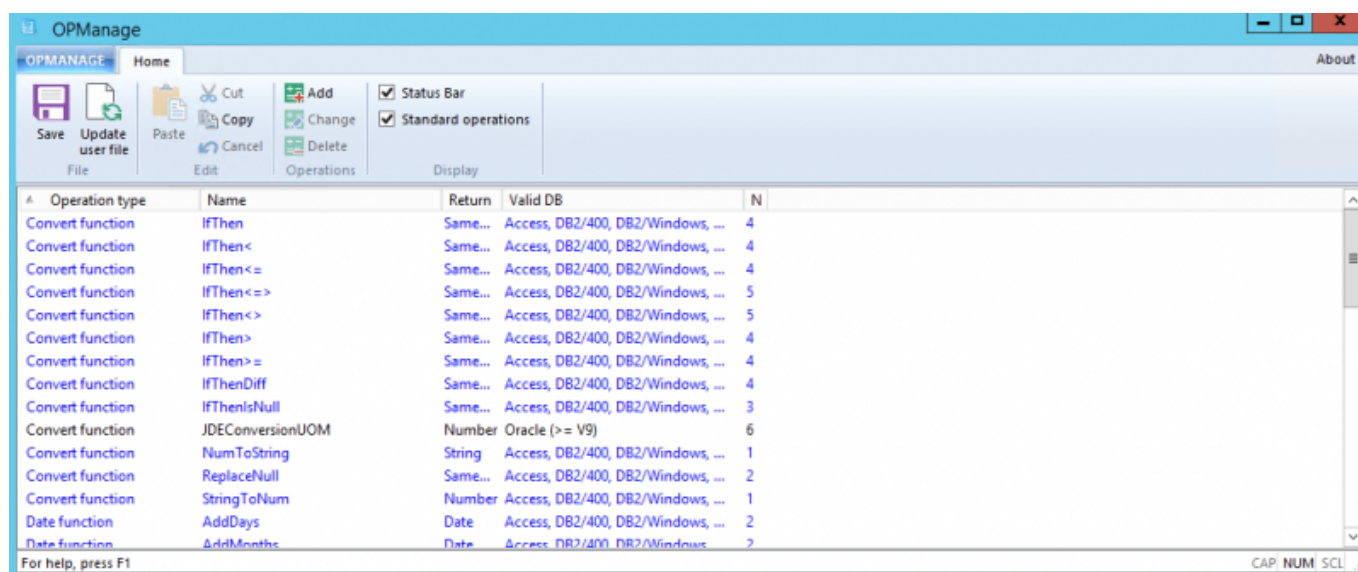


OPManage

Presentation

OPManage allows to :

- visualize the SQL code used by the standard Vigilens operations (sums, si condition, conversions, etc...).
- add new operations.



The operation list, in the bottom panel of the window, displays in blue the standard operations. A checkbox in the menu Home > Display allows you to view only the additional operations.



Standard operations can neither be modified nor deleted.

Connection

OPManage can be launched

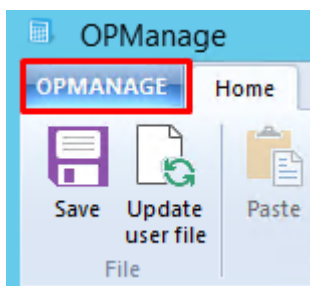
- through the windows menu by explicitly looking for OPManage
- by its .exe: <Vigilens install folder>\OPManage.exe

The connection is made with a user name defined by [the AdminTool management menu](#), and this user and his group must have appropriate rights ([see Access to applications](#)).



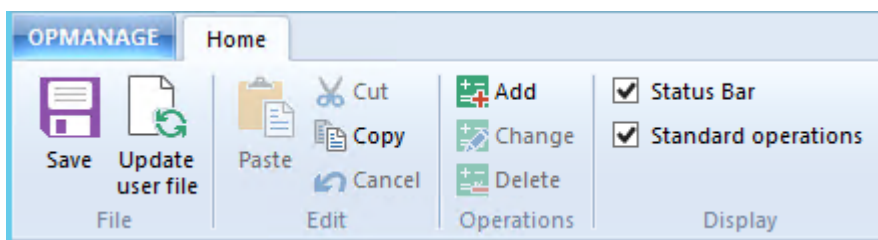
Menus

OPManage Menu



Save/update user file functions, identical to the Home menu.

Home Menu



Save



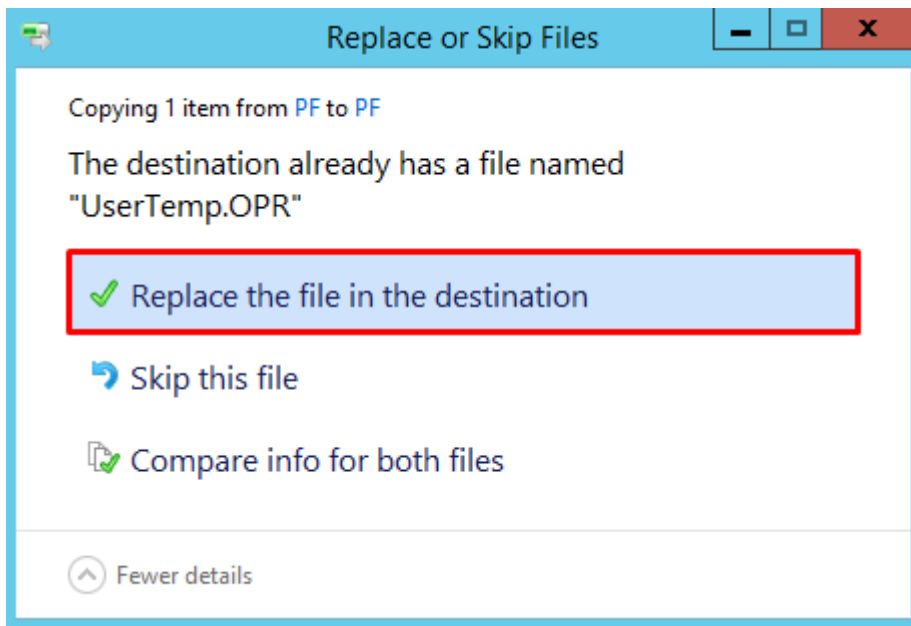
Records locally changes to operations.

Update user file

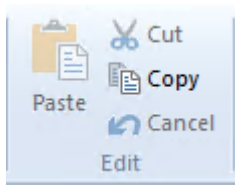


Clicking on this button publishes the modifications to the common Vigilens repository from the local model.

A screen then asks for confirmation to overwrite the current :

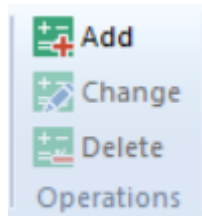


Editing



Classic copy/cut/paste/cancel functions

Operation



[Function definition - Detail page](#)

From:

<https://vigilens.wiki/dokuwiki/> - **Vigilens Reporting Knowledge Garden**

Permanent link:

https://vigilens.wiki/dokuwiki/doku.php?id=en:v8_0_0:opmanage:start&rev=1601284035

Last update: **2020/09/28 11:07**

