

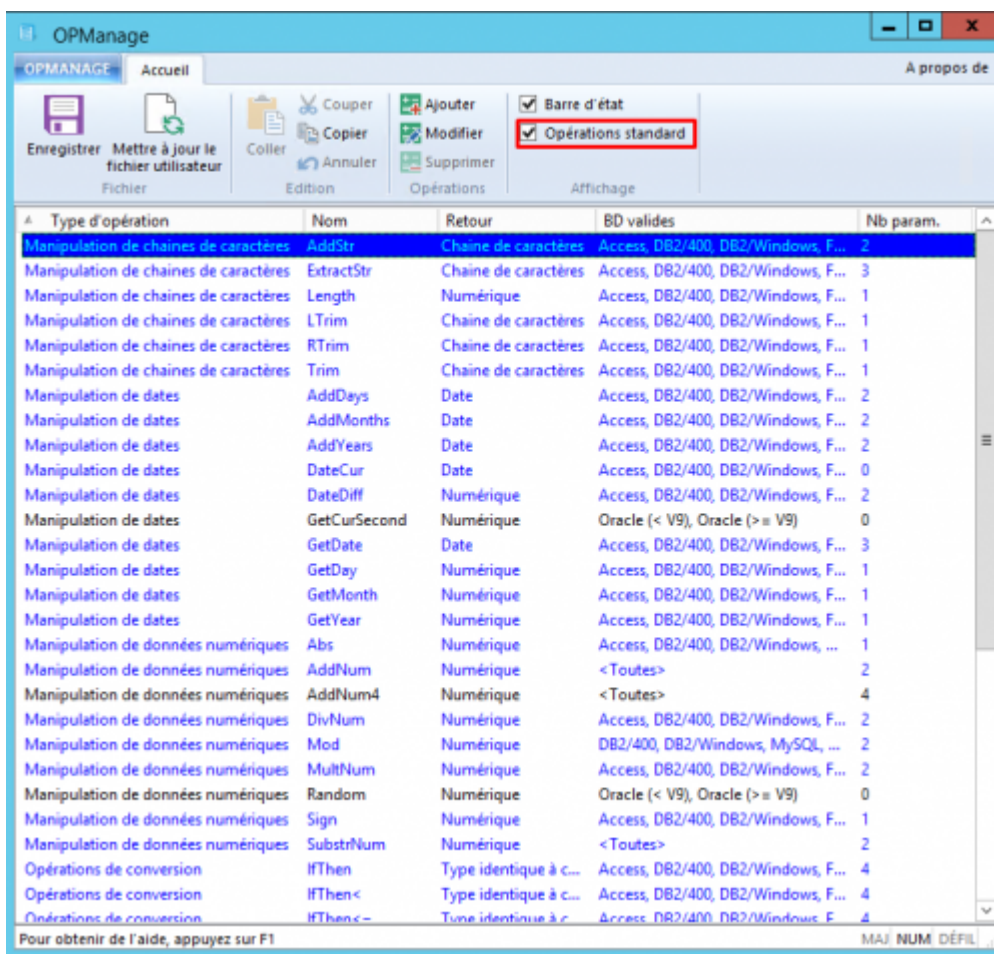


# OPManage

## Presentation

OPManage allows to :

- visualize the SQL code used by the standard Vigilens operations ( sums, si condition, conversions, etc...).
- add new operations.



The operation list, in the bottom panel of the window, displays in blue the standard operations. A checkbox in the menu Home > Display allows you to view only the additional operations.



Standard operations can neither be modified nor deleted.

## Connection

OPManage can be launched

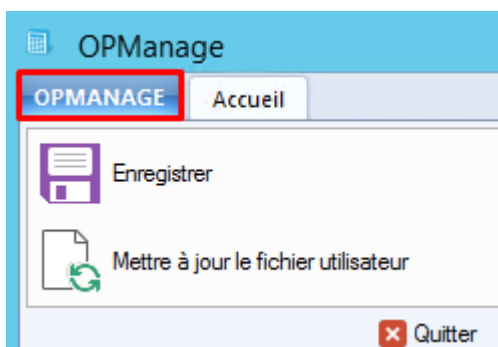
- through the windows menu by explicitly looking for OPManage
- by its .exe: <Vigilens install folder>\OPManage.exe

The connection is made with a user name defined by [the AdminTool management menu](#), and this user and his group must have appropriate rights ([see Access to applications](#)).



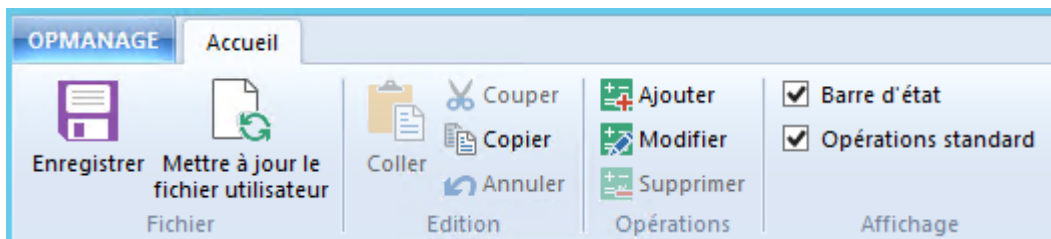
## Menus

### OPManage Menu



Save/update user file functions, identical to the Home menu.

## Home Menu

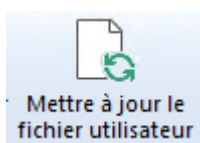


## Save



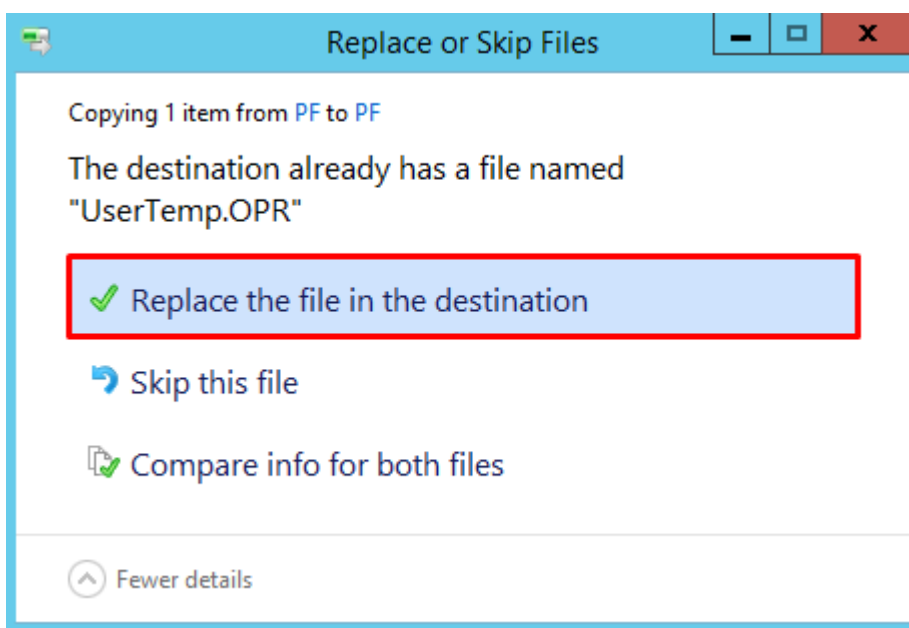
Records locally changes to operations.

## Update user file

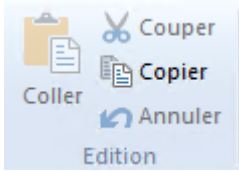


Clicking on this button publishes the modifications to the common Vigilens repository from the local model.

A screen then asks for confirmation to overwrite the current :

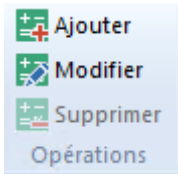


## Editing



Classic copy/cut/paste/cancel functions

## Operation



[Function definition - Detail page](#)

From:  
<https://vigilens.wiki/dokuwiki/> - **Vigilens Reporting Knowledge Garden**

Permanent link:  
[https://vigilens.wiki/dokuwiki/doku.php?id=en:v8\\_0\\_0:opmanage:start&rev=1594889062](https://vigilens.wiki/dokuwiki/doku.php?id=en:v8_0_0:opmanage:start&rev=1594889062)

Last update: **2020/07/16 10:44**

