

# JDEUTIL

Apply to your VIGILENS requests the security of your JDE user

## Presentation

The optional JDEUtil module allows you to improve the integration of Vigilens with JDE EnterpriseOne, by dynamically retrieving in Vigilens, at runtime from JDE/E1 :

- The security of your JDE user
- The connected JDE user
- The JDE connection environment

## Case Study

### JDE security

In JDE/E1, a user CO\_ALL has no security line, while the user CO\_00070 has the following lines:

User / Role	Object Name	Object Description	Version/From Value	Thru Value	Security Type	Description	Data Item	Alias
CO_00070	*ALL		00000	00069	4	Row Security	Company	CO
CO_00070	*ALL		00071	99999	4	Row Security	Company	CO

### user CO\_ALL

Now, the user CO\_ALL connects to JDE and clicks on a Vigilens link:

The screenshot shows the Oracle JD Edwards interface. The user is logged in as CO\_ALL. The main content area displays the VIGILENS User JDE Sécurité page. There are several buttons: ShortCut VIGILENS (orange), Requête VIGILENS (green), Menu VIGILENS (blue), Appel Excel (orange), Appel PDF (green), Appel Grille Consultation (blue), and Appel Dossier (red). A dropdown menu is open for ShortCut VIGILENS, showing Application/Report: VIG10002 and Task: VIG10002.

The user does not reconnect in VIGILENS, nor does he use a generic user

The user CO\_ALL has no restriction in JDE, the execution of the query displays the result for all the

companies.

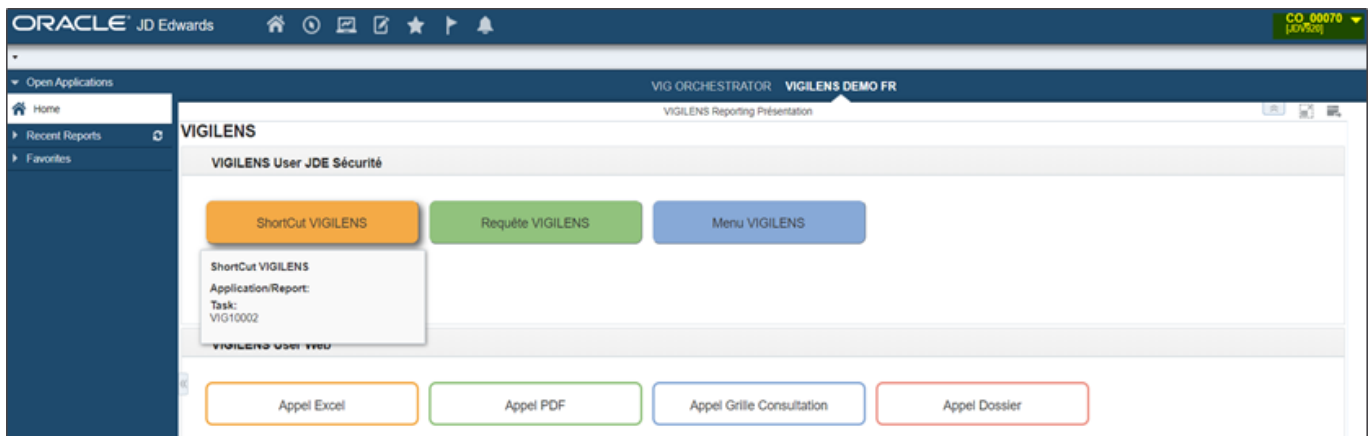


SOCIETE Société (COMPANY CONSTANTS)	SOCIETE - JDESCR1	CHIFFRE D'AFFAIRES SUM(PRIX TOTAL (SALES ORDER DETAIL FILE))	EXPR3 -EUR-
00001	Financial/Distribution Company	17 943 610.82	EUR
00070	Luxe de France	2 459 069.43	EUR
00080	Colombian ECS Company	125 775.00	EUR
00200	Manufacturing/Distribution Co.	24 139 856.35	EUR
02008	Taiwan Company	1 500.00	EUR
02009	India Localization Company	2 800.00	EUR
07600	Brazilian Company	33.56	EUR
48264	Worldwide Suppliers Ltd.	0.00	EUR

Affiche les enregistrement : ( 1 - 8 ) / 8

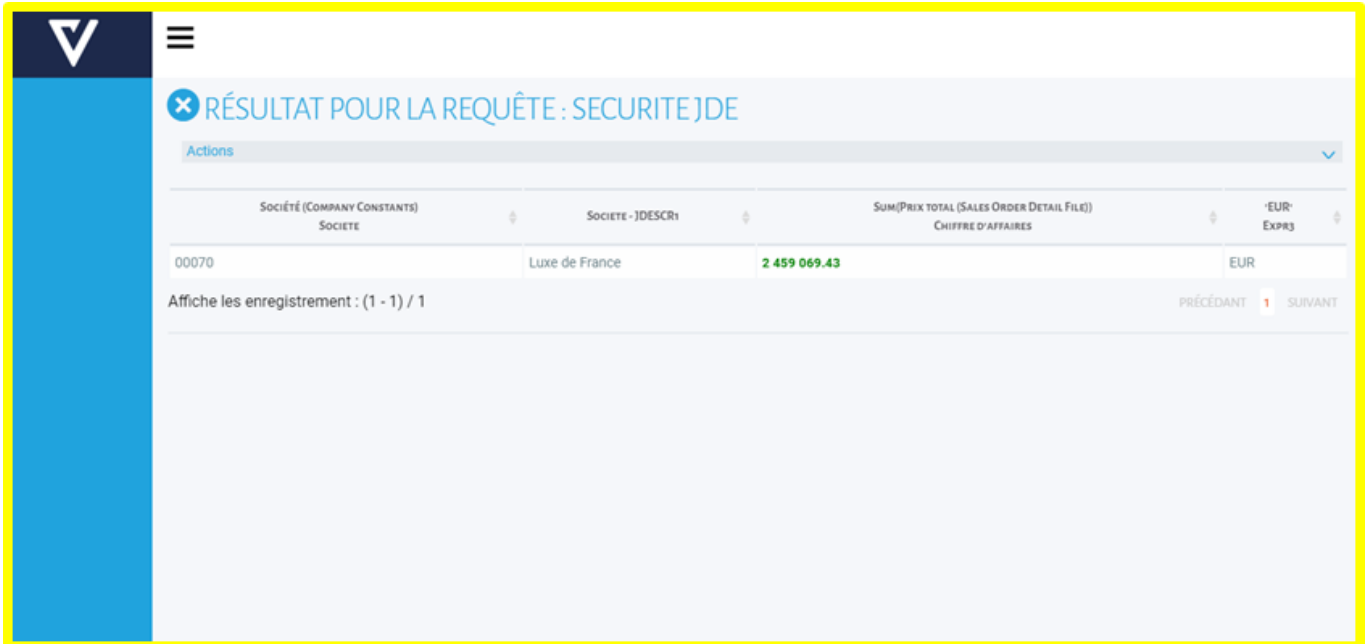
## user CO\_00070

The user CO\_00070 connects to JDE and clicks on a Vigilems link:



The user does not reconnect in VIGILENS, nor does he use a generic user

The user CO\_00070 only has access to the company 00070, VIGILENS adds this restriction automatically when the request is executed,



The screenshot displays the JDEUTIL application interface. At the top, there is a navigation bar with a logo and a menu icon. Below this, a header section shows the title 'RÉSULTAT POUR LA REQUÊTE : SECURITE JDE' and a dropdown menu labeled 'Actions'. The main content area features a table with the following columns: 'SOCIÉTÉ (COMPANY CONSTANTS) SOCIÉTÉ', 'SOCIÉTÉ - JDESCR1', 'SUM(PRIX TOTAL (SALES ORDER DETAIL FILE)) CHIFFRE D'AFFAIRES', and 'EUR-EXPR3'. The table contains one row with the following data: '00070', 'Luxe de France', '2 459 069.43', and 'EUR'. Below the table, there is a status bar indicating 'Affiche les enregistrements : (1 - 1) / 1' and navigation buttons for 'PRÉCÉDANT' and 'SUIVANT'.

SOCIÉTÉ (COMPANY CONSTANTS) SOCIÉTÉ	SOCIÉTÉ - JDESCR1	SUM(PRIX TOTAL (SALES ORDER DETAIL FILE)) CHIFFRE D'AFFAIRES	EUR-EXPR3
00070	Luxe de France	2 459 069.43	EUR

## Operating principle

JDEUTIL is a JD Edwards application specifically developed by VIGILENS (P59VLVIG) to apply the line security of the connected JDE user to queries executed from JD Edwards web.

1. The user launches a VIGILENS query from JDE
2. Creation of a record in the F59VGSEC table. This record is used to create an anonymous and ephemeral authorization to connect to VIGILENS
3. Vigilens Designer: The Vigilens user manages the authorization to access the requests
4. Vigilens Web displays the result

### The URL used is hidden and ephemeral

The identifier passed to VIGILENS is a unique key generated by JDEUTIL (P59VLVIG). The identifier is therefore anonymous



[http://XXXXXXXXXX/Vigilens/table.php?vglCtrlName=DEMO/SECURITE\\_JDE&vglUserName=JDEUTIL&vglSecurDB=JDE\\_VIGILENS&vglSecurEnv=DV920&vglSecurID=290](http://XXXXXXXXXX/Vigilens/table.php?vglCtrlName=DEMO/SECURITE_JDE&vglUserName=JDEUTIL&vglSecurDB=JDE_VIGILENS&vglSecurEnv=DV920&vglSecurID=290)

VIGILENS will then delete the record containing the ID. Even if we manage to reuse the hidden URL, it will no longer be valid

**THE SECURITY IS THUS MAXIMUM**

# Installation & Setup

## Installation in JDE

### Delivered JDE Objects

JDEUtil consists of several JDE/E1 objects, including:

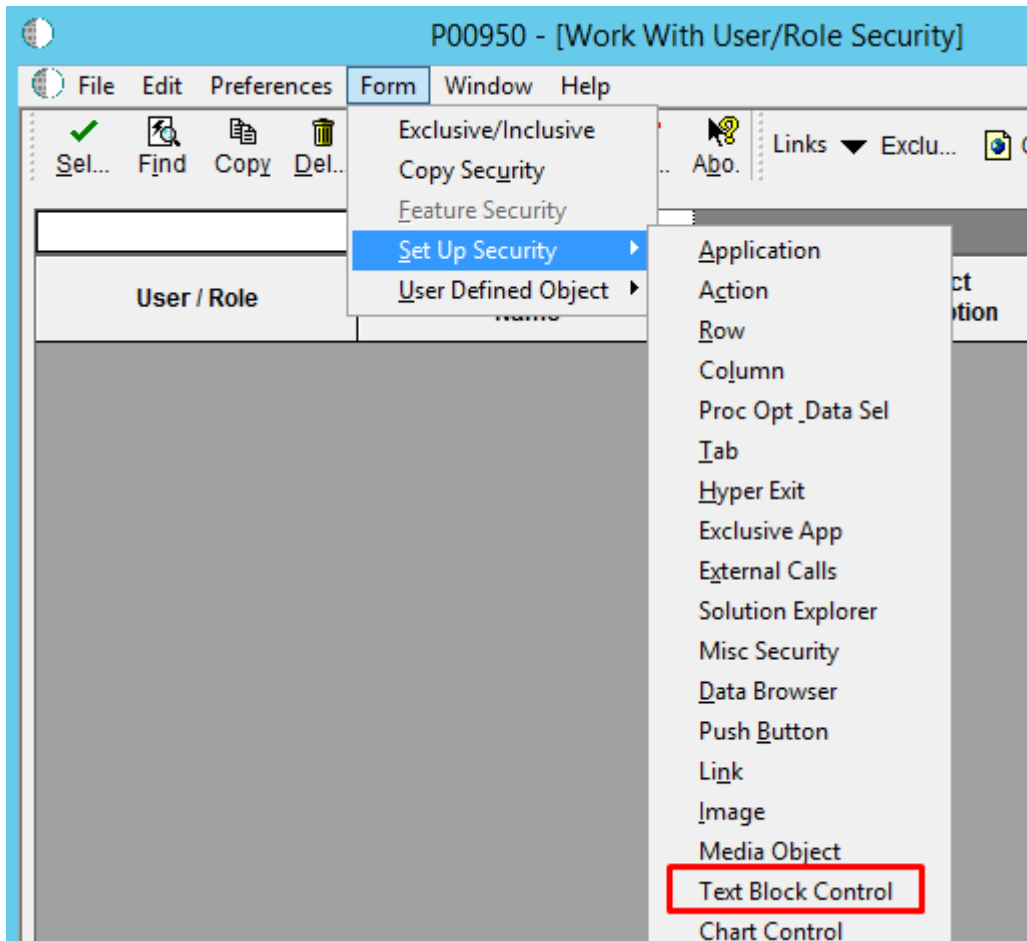
- A P59VLVIG application
- A F59VGSEC table

These objects are delivered as a .par file, which must be restored in JDE by OMW. The objects must be promoted, packaged and deployed in all environments where JDEUtil is to run. The specific table must be generated in the different data sources.

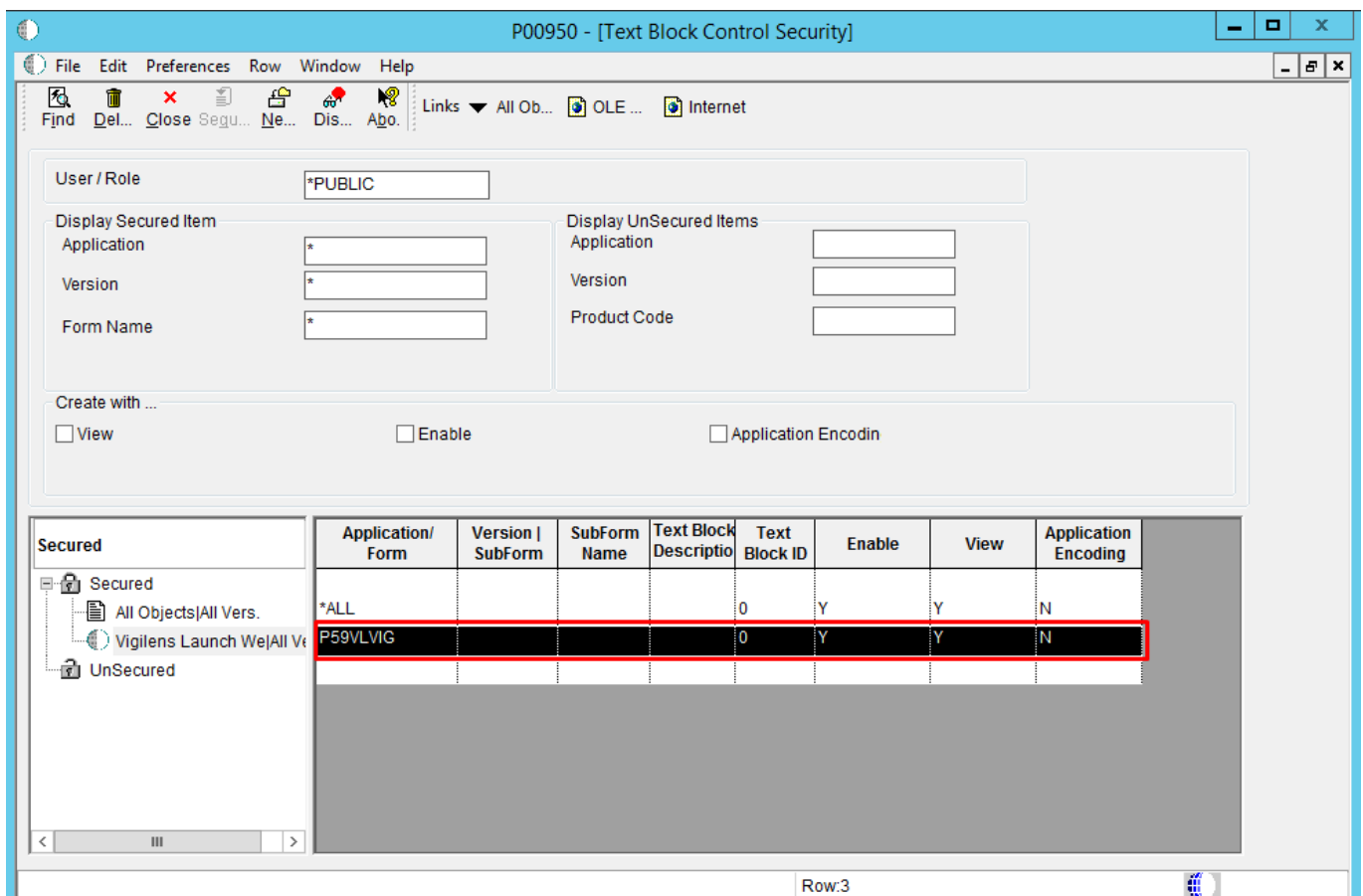
### Text Block Security

To ensure the correct behaviour of the application when launching the connection chain, it is necessary to set security to prevent the Encoding of the P59VLVIG application.

- Open the program P00950 (in web or fat client) and choose the screen output "Text Block" (which corresponds to type "K")



- secure Encoding for all users (\*PUBLIC) for the object P59VLVIG



From:

<https://vigilens.wiki/dokuwiki/> - **Vigilens Reporting Knowledge Garden**

Permanent link:

[https://vigilens.wiki/dokuwiki/doku.php?id=en:v8\\_0\\_0:jdeutil:start&rev=1626183087](https://vigilens.wiki/dokuwiki/doku.php?id=en:v8_0_0:jdeutil:start&rev=1626183087)

Last update: **2021/07/13 15:31**

