

Retrieving SQL code from a query

It can happen, for example for a debug, that you want to know which SQL code is actually executed on the database server. Here is how to proceed.

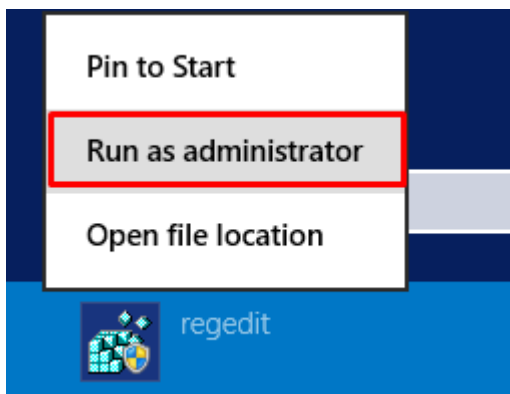
WARNING: the following manipulation requires :



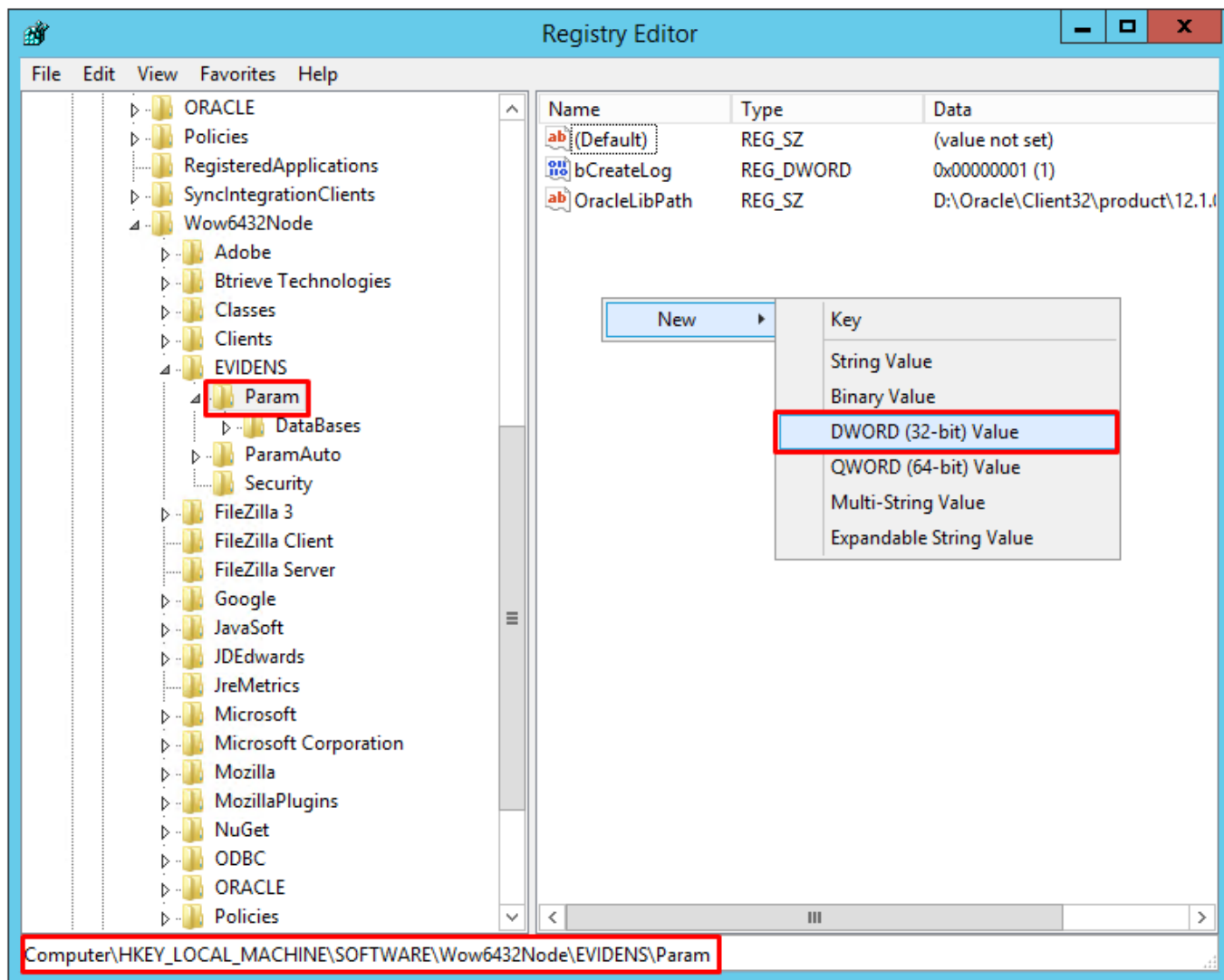
- administrator privileges on the machine
- the modification of the [registry](#), which is not insignificant
 - ⇒ **save your registry before modification!**
 - Vigilens will not be held responsible for the consequences of inappropriate modification of the registry.

Procedure

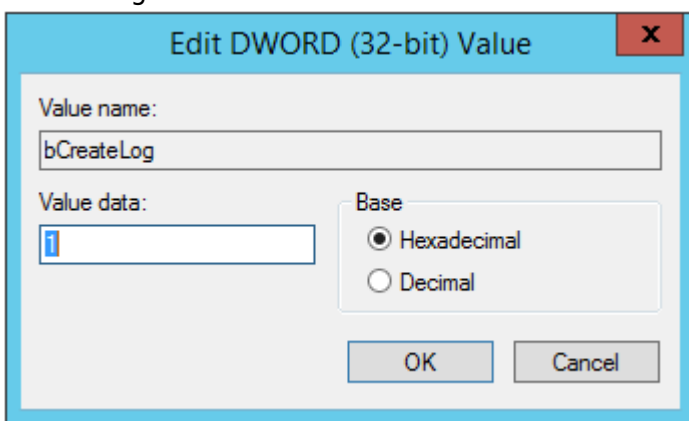
- In windows, search for regedit, right-click > Run as administrator



- Navigate in the tree structure to the node Computer > HKEY_LOCAL_MACHINE > SOFTWARE > Wow6432Node > EVIDENS > Param
- in the right panel, right-click > new > Valeur DWORD 32 bits



- edit the value of the key, in hexadecimal form :
 - 1 ⇒ the log will be created
 - 0 ⇒ the log will not be created



- The log file will be created in the same folder than `designer ".exe"`.



Only the last SQL query will be displayed in the log file.

From:
<https://vigilens.wiki/dokuwiki/> - **Vigilens Reporting Knowledge Garden**

Permanent link:
https://vigilens.wiki/dokuwiki/doku.php?id=en:v8_0_0:howto:getsq&rev=1594817246

Last update: **2020/07/15 14:47**

