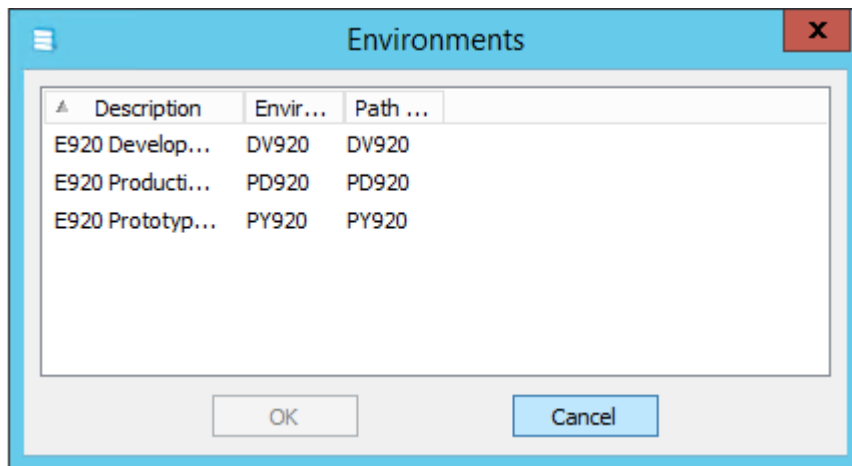


# Home > Export Menu

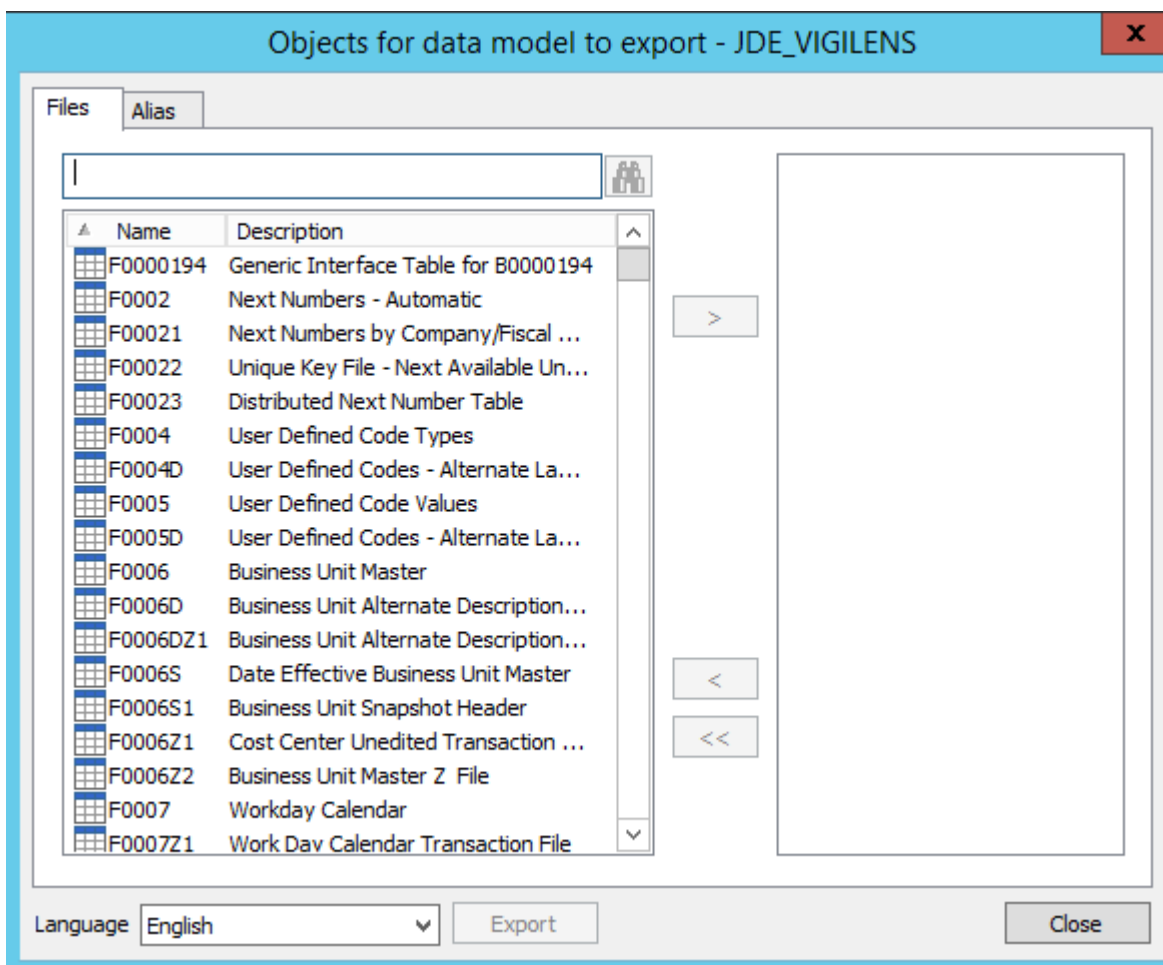
- When exporting, the first screen asks for an environment. It is from this environment that the structures of the objects will be read.



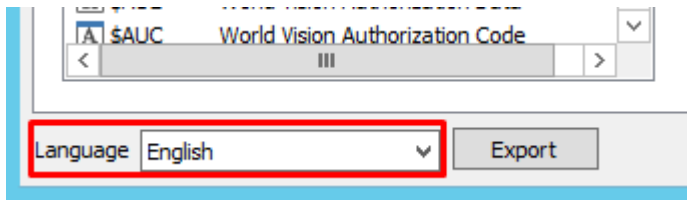
Descriptions are common to all environments.



The next screen allows you to select the tables and articles from the Data Dictionary to be exported.



on the left of Export button, a drop-down list lets you choose language.



From: <https://vigilens.wiki/dokuwiki/> - **Vigilens Reporting Knowledge Garden**

Permanent link: [https://vigilens.wiki/dokuwiki/doku.php?id=en:v8\\_0\\_0:dmmanage:menus:accueil:export&rev=1595412086](https://vigilens.wiki/dokuwiki/doku.php?id=en:v8_0_0:dmmanage:menus:accueil:export&rev=1595412086)

Last update: **2020/07/22 12:01**

