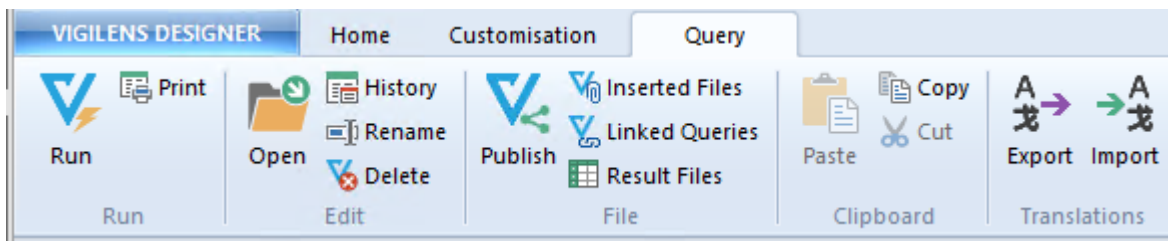

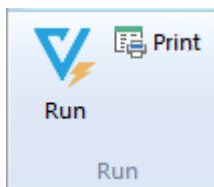


Query Menu



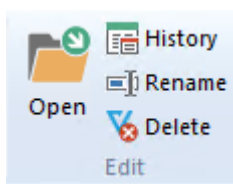
 This menu appears only if a query is selected [in one of the panels](#).

Run



- Execute = executes the query using the interactive restitution mode defined at the query level.
- Print = prints the summary of the query.

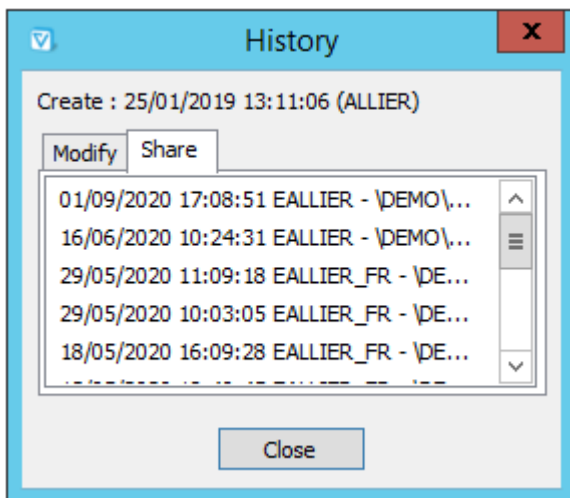
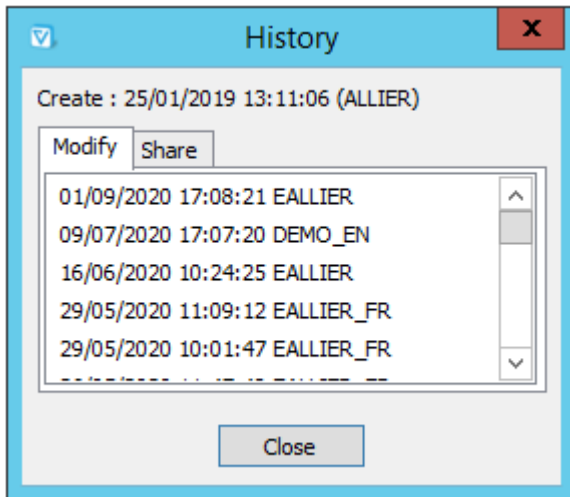
Edit



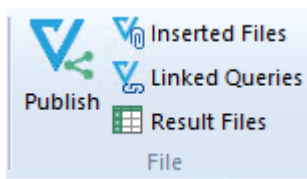
Most of these buttons are not used very much, as they have intuitive shortcuts.

- Open = open in edition the selected query = double click on the query.
- Rename = single click on a query or F2 on an already selected query.
- Delete = button Delete on the keyboard.

The History button details the modifications and publications of the selected query.



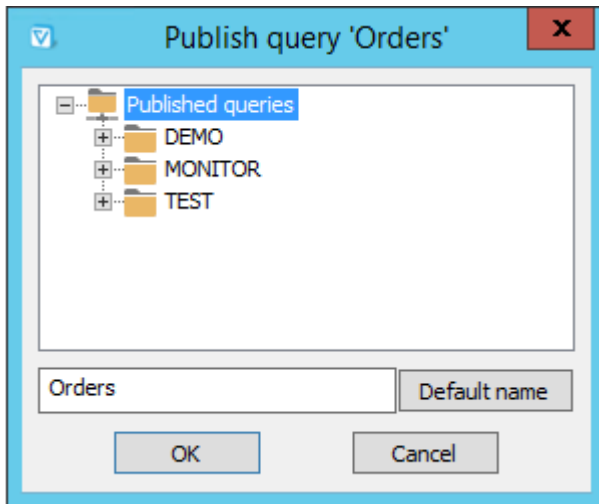
File



Publish




Once the development of a query is complete, it must be published to make it accessible to other users. A location in the shared directory is then requested, as well as a name. Overwriting a shared query is possible with a warning.



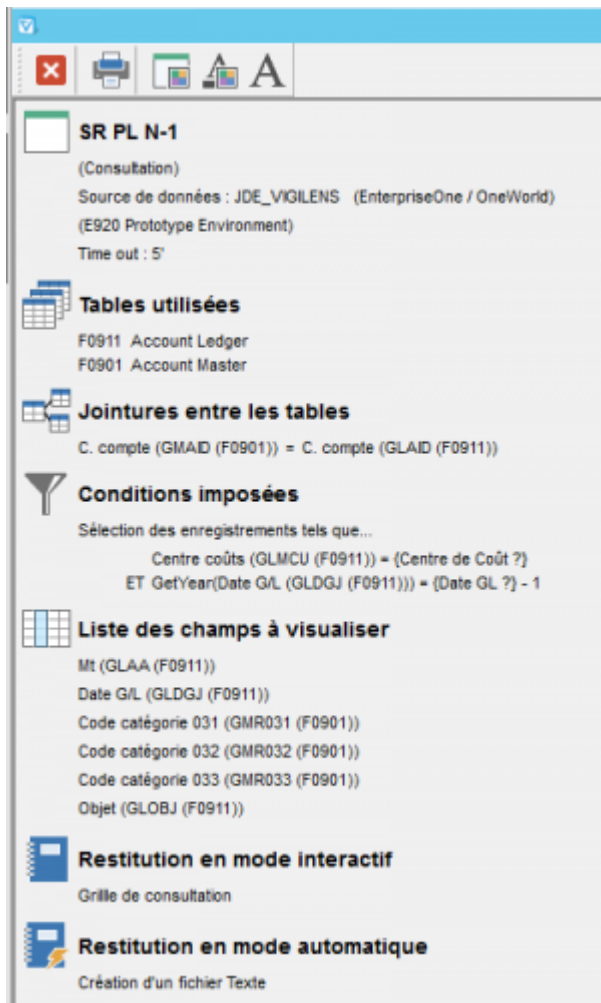
It is not necessary to publish subqueries, only the final execution request must be published (subqueries are automatically integrated into the main request).




Inserted Files

 **Inserted Files** This button allows certain actions on subqueries that have been incorporated into the main query. See [Query selection](#).





-  : Displays a preview similar to the main Designer screen.



-  : allows us to directly edit the embedded query.
-  : execution of the embedded query alone.
-  : extract the embedded query.



Linked Queries

  **Linked Queries**



The [linked queries](#) are a powerful way to improve the user experience. See [dedicated page](#).




Result file



Gives access to all the results files available for this query.



It is possible to:

-  : open the result file.
-  : save it on the disk.
-  : Delete it.



You can select several result files simultaneously to make a mass deletion.



You can't delete a query that has result files.



It is possible to prevent a user from deleting files that are not his or her own. See [Authorizations](#).

Clipboard



Classic editing menu

Last update: 2020/09/10 15:27 en:v8_0_0:designer:menus:requete:start https://vigilens.wiki/dokuwiki/doku.php?id=en:v8_0_0:designer:menus:requete:start&rev=1599744477

From: <https://vigilens.wiki/dokuwiki/> - **Vigilens Reporting Knowledge Garden**

Permanent link: https://vigilens.wiki/dokuwiki/doku.php?id=en:v8_0_0:designer:menus:requete:start&rev=1599744477

Last update: **2020/09/10 15:27**

