

# Query Menu



This menu appears only if a query is selected [in one of the panels](#).

## Run



- Execute = executes the query using the interactive restitution mode defined at the query level.
- Print = prints the summary of the query.

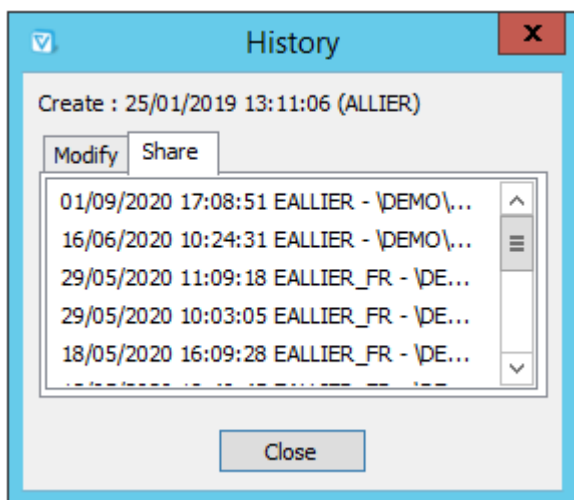
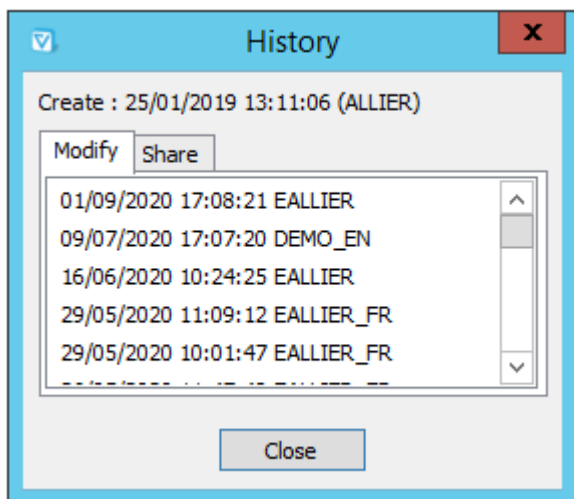
## Edit



Most of these buttons are not used very much, as they have intuitive shortcuts.

- Open = open in edition the selected query = double click on the query.
- Rename = single click on a query or F2 on an already selected query.
- Delete = button Delete on the keyboard.

The History button details the modifications and publications of the selected query.



## File




## Publish


Once the development of a query is complete, it must be published to make it accessible to other users. A location in the shared directory is then requested, as well as a name. Overwriting a shared query is possible with a warning.




## Inserted Files

 This button allows certain actions on subqueries that have been incorporated into the main query. See [Query selection](#).



-  : Displays a preview similar to the main Designer screen.



**SR PL N-1**  
(Consultation)  
Source de données : JDE\_VIGILENS (EnterpriseOne / OneWorld)  
(E920 Prototype Environment)  
Time out : 5'

**Tables utilisées**  
F0911 Account Ledger  
F0901 Account Master




**Jointures entre les tables**  
C. compte (GMAID (F0901)) = C. compte (GLAID (F0911))

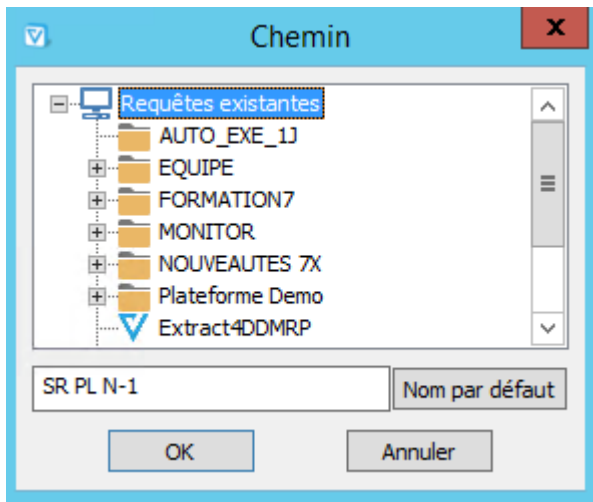
**Conditions imposées**  
Sélection des enregistrements tels que...  
Centre coûts (GLMCU (F0911)) = {Centre de Coût ?}  
ET GetYear(Date G/L (GLDGJ (F0911))) = {Date GL ?} - 1

**Liste des champs à visualiser**  
Mt (GLAA (F0911))  
Date G/L (GLDGJ (F0911))  
Code catégorie 031 (GMR031 (F0901))  
Code catégorie 032 (GMR032 (F0901))  
Code catégorie 033 (GMR033 (F0901))  
Objet (GLOBJ (F0911))

**Restitution en mode interactif**  
Grille de consultation

**Restitution en mode automatique**  
Création d'un fichier Texte

-  : allows us to directly edit the embedded query.
-  : execution of the embedded query alone.
-  : extract the embedded query.



## Linked Queries



The [linked queries](#) are a powerful way to improve the user experience. See [dedicated page](#).




## Result file



Gives access to all the results files available for this query.



It is possible to:

-  : open the result file.
-  : save it on the disk.
-  : Delete it.



You can select several result files simultaneously to make a mass deletion.



You can't delete a query that has result files.



It is possible to prevent a user from deleting files that are not his or her own. See [Authorizations](#).

## Clipboard



Classic editing menu

From:  
<https://vigilens.wiki/dokuwiki/> - **Vigilens Reporting Knowledge Garden**

Permanent link:  
[https://vigilens.wiki/dokuwiki/doku.php?id=en:v8\\_0\\_0:designer:menus:requete:start&rev=1599743662](https://vigilens.wiki/dokuwiki/doku.php?id=en:v8_0_0:designer:menus:requete:start&rev=1599743662)

Last update: **2020/09/10 15:14**

