


# Home Menu

## Actions

### New query



[Page dedicated to query creation.](#)

### New folder



Create a new directory

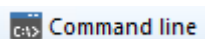
- in the user's folder
- in the shared folder

It is not possible to create a folder in the [Query templates panel](#).



By default, Vigilens users do not have the right to modify the content of the shared directory (create, delete, rename directory or delete, rename query). This authorization must be given to them in the AdminTool application.



## Command line



This tool is a wizard for [query scheduling](#).

Start by selecting an object in the panel [Existing and shared requests](#) .

You can select :

- a subdirectory of the local directory 
- a subdirectory of the shared directory 

- any request from the shared directory

## Shared Request



The first screen allows you to choose :

- the type of [restitution](#).
- the formatting of the decimals
- a username if you don't want to use the one defined by default in the menu [Automatic execution of the AdminTool](#).

Depending on the type of [restore](#), you may have additional control parameters.



The assistant then builds you

- the URL of the request
- two command lines:
  - one for historical windows scripts (cmd)
  - the other for the Powershell language.



You can copy/paste these strings, and possibly enrich them.

Refer to

- [detailed schedule syntax](#).
- [the url syntax](#)

## Directory

If you select a directory before clicking on the Command Line button, you will get the following screen, in which you can optionally fill in :

- an email of the recipient of the execution report
- a limit to the number of lines to be extracted
- a username if you don't want to use the one defined by default in the menu [Automatic execution of the AdminTool](#).



The wizard then builds two command lines for you:

- one for historical windows scripts (cmd)
- the other for the Powershell language.

You can copy/paste these strings, and possibly enrich them. Refer to [detailed syntax for more information](#).



## Clipboard



Classic copy/cut/paste editing menu. Applies to objects selected in the Existing / Shared Queries panel

## Display



- Show / hide the [Query templates panel](#) or the status bar
- Update the list of requests

From: <https://vigilens.wiki/dokuwiki/> - **Vigilens Reporting Knowledge Garden**

Permanent link: [https://vigilens.wiki/dokuwiki/doku.php?id=en:v8\\_0\\_0:designer:menus:accueil:start&rev=1599746086](https://vigilens.wiki/dokuwiki/doku.php?id=en:v8_0_0:designer:menus:accueil:start&rev=1599746086)

Last update: **2020/09/10 15:54**

