


Home Menu

Actions

New query



[Page dedicated to query creation.](#)

New folder



Create a new directory

- in the user's folder
- in the shared folder

It is not possible to create a folder in the [Query templates panel](#).



Command line



This tool is a wizard for [query scheduling](#).

Start by selecting an object in the panel [Existing and shared requests](#) .

You can select :

- a subdirectory of the home directory  Requetes existantes
- a subdirectory of the shared directory  Requetes partagées
- any request from the shared directory

Shared Request



The first screen allows you to choose :

- the type of [restitution](#).
- the formatting of the decimals
- a username if you don't want to use the one defined by default in the menu [Automatic execution of the AdminTool](#).

Depending on the type of [restore](#), you may have additional control parameters.



The assistant then builds you

- the URL of the request
- two command lines:
 - one for historical windows scripts (cmd)
 - the other for the Powershell language.



You can copy/paste these strings, and possibly enrich them.

Refer to

- [detailed schedule syntax](#).
- [the url syntax](#)

Directory

If you select a directory before clicking on the Command Line button, you will get the following screen, in which you can optionally fill in :

- an email of the recipient of the execution report
- a limit to the number of lines to be extracted
- a username if you don't want to use the one defined by default in the menu [Automatic execution of the AdminTool](#).



The wizard then builds two command lines for you:

- one for historical windows scripts (cmd)
- the other for the Powershell language.

You can copy/paste these strings, and possibly enrich them. Refer to [detailed syntax for more information](#).



Clipboard



Classic copy/cut/paste editing menu. Applies to objects selected in the Existing / Shared Queries panel

Display



- Show / hide the [Query templates panel](#) or the status bar
- Update the list of requests

From:

<https://vigilens.wiki/dokuwiki/> - **Vigilens Reporting Knowledge Garden**

Permanent link:

https://vigilens.wiki/dokuwiki/doku.php?id=en:v8_0_0:designer:menus:accueil:start&rev=1599745924

Last update: **2020/09/10 15:52**

