

Home Menu


Actions

New query



[Page dedicated to query creation.](#)

New folder



Create a new directory

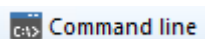
- in the user's folder
- in the shared folder

It is not possible to create a folder in the [Query templates panel](#).



By default, Vigilens users do not have the right to modify the content of the shared directory (create, delete, rename directory or delete, rename query). This authorization must be given to them in the AdminTool application.



Command line



This tool is a wizard for [query scheduling](#).

Start by selecting an object in the panel [Existing and shared requests](#) .

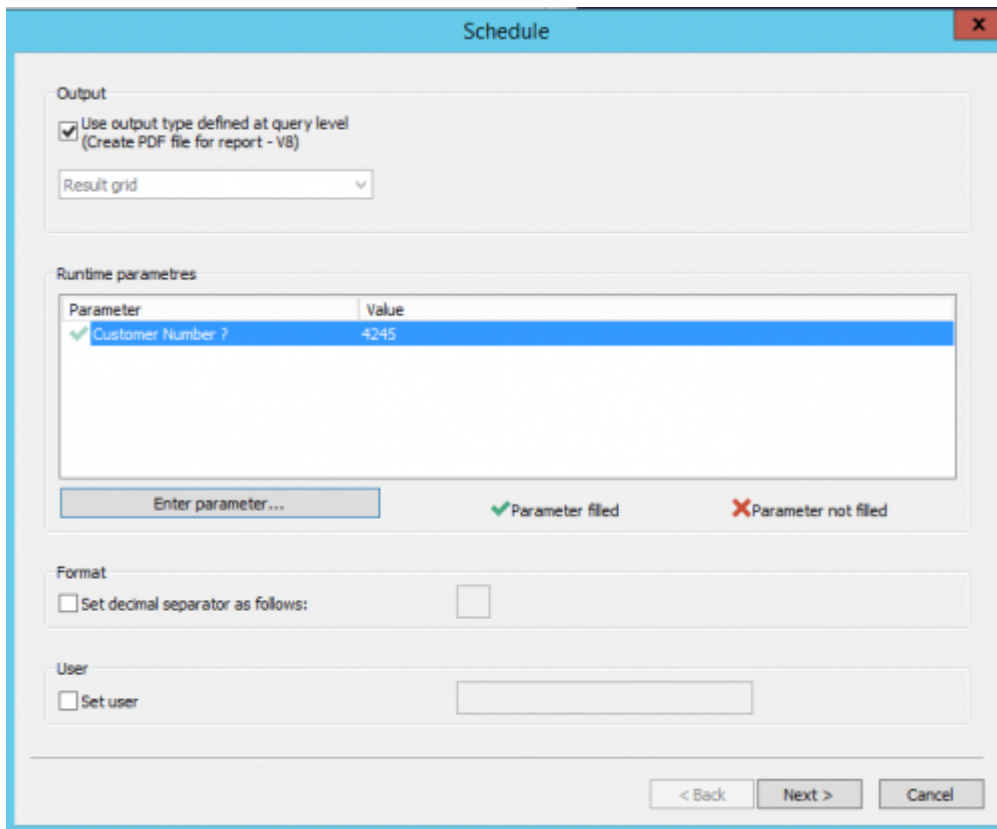
You can select :

- a subdirectory of the local queries directory  Local queries
- a subdirectory of the published queries directory  Published queries

- any query from the published queries

Published query

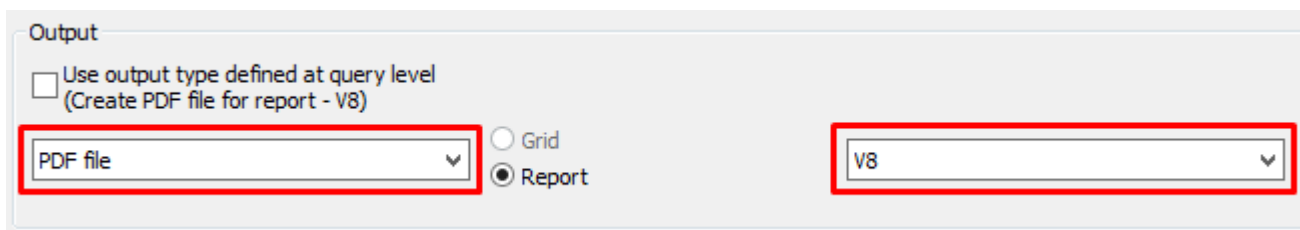
Allows to get a command line or a url allowing the execution of the selected query.

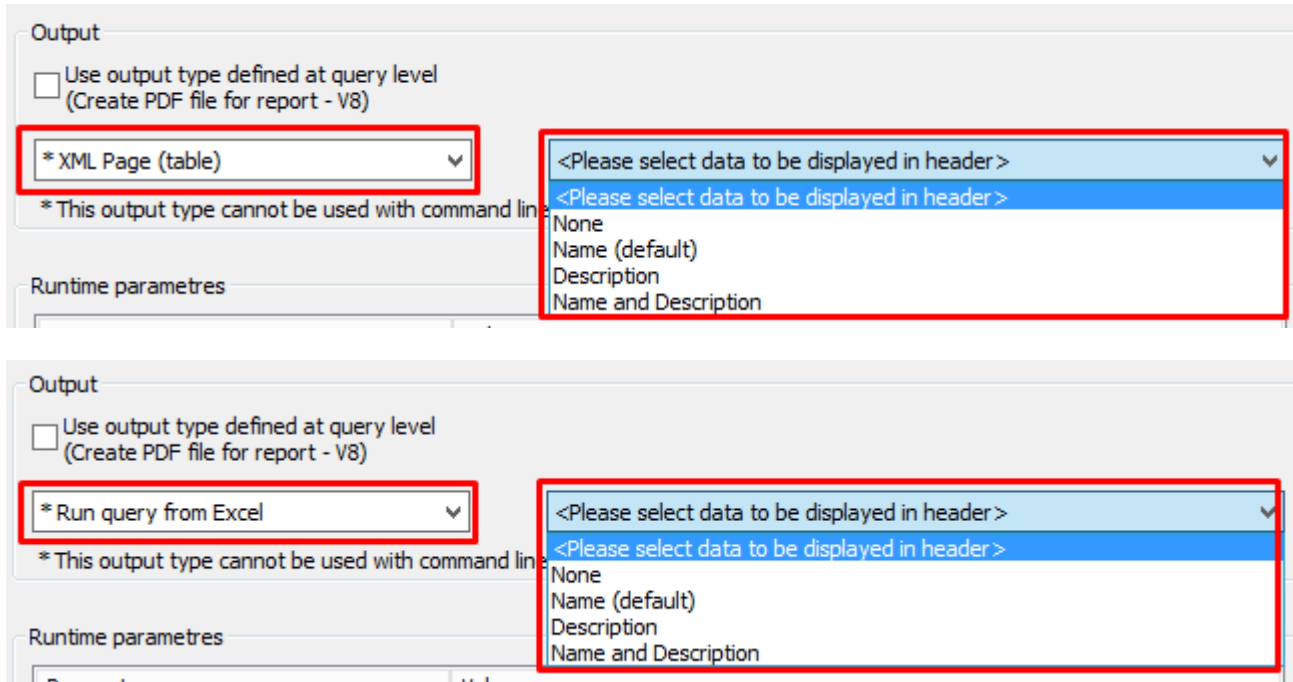


The first screen allows you to choose :

- the type of [output](#).
- runtime parameters
- the formatting of the decimals
- a username if you don't want to use the one defined by default in the menu [Automatic execution of the AdminTool](#).

Depending on the type of [restore](#), you may have additional control parameters.





The assistant then builds you

- the URL of the request
- two command lines:
 - one for historical windows scripts (cmd)
 - the other for the Powershell language.

ScheduleX

Command line related to parameter entry

URL related to entered parameters

PowerShell command line related to entered parameters

You can copy/paste these strings, and possibly enrich them.

Refer to

- [detailed schedule syntax.](#)
- [the url syntax](#)

Directory

Allows to get a command line allowing automatic execution of all the requests present in the selected directory.

Schedule

Log

Send log by email to address:

ellon.musk@tesla.com

Limit for number of lines

Limit number of lines

Number of lines for which the queries have to go to error

150

User

Set user

SRIVIER

Warning : user has to be allowed for this machine (to be done running Vigilens with parameter /vgDirConf)

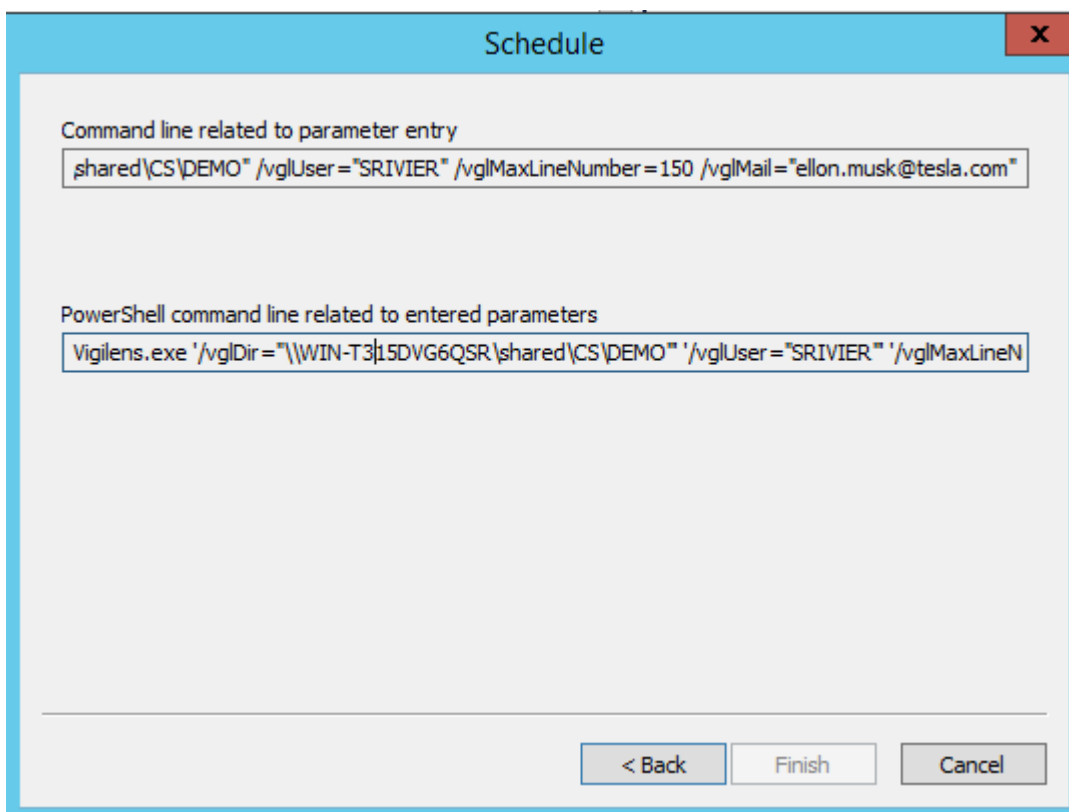
< Back Next > Cancel

The first screen allows you to choose (optionally):

- an email of the recipient of the execution report
- a limit to the number of lines to be extracted
- a username if you do not want to use the one defined by default in the [Automatic execution of the AdminTool](#).

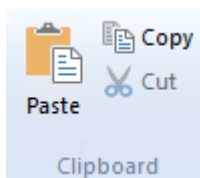
The wizard then builds two command lines for you:

- one for historical windows scripts (cmd)
- the other for the Powershell language.



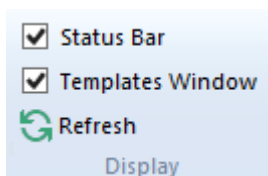
You can copy/paste these strings, and possibly enrich them. Refer to [detailed syntax for more information](#).

Clipboard



Classic copy/cut/paste editing menu. Applies to objects selected in the Existing / Shared Queries panel

Display



- Show / hide the [Query templates panel](#) or the status bar
- Update the list of requests

From:
<https://vigilens.wiki/dokuwiki/> - **Vigilens Reporting Knowledge Garden**

Permanent link:
https://vigilens.wiki/dokuwiki/doku.php?id=en:v8_0_0:designer:menus:accueil:start

Last update: **2020/09/14 16:01**

