

# Pivot Table

Save current format...

Table: SHKCOO, SHSFXO, SHAN8, SDLNID

Count: SHDOCO

SHDCTO

	SHDOCO	121	150	151	210	250	251	255	256	257	258	80
SHDCTO												
CO						1	1	1				
S4												
SB					5				1	5	4	
SD												
SI												
SO												
SQ		5	1	5								
ST												
VO												
Totals		5	1	5	5	1	1	1	1	5	4	

## Usage

Result grid is the easiest and most versatile output type, it may be interesting to present the data in a synthetic form using a pivot table or pivot chart.

When you are on result grid, you can access the pivot table/chart tool using the icon in red box below.

Orders

SDLNID Line Number (Sales Order Detail File)

SHKCOO	SHDOCO	SHDCTO	SHSFXO	SHAN8	SDLNID
Order Com	Order Numt	Order Type	Order Suff	Sold To	Line Numt
00001	121	SQ	000	4242	1,000
00001	121	SQ	000	4242	2,000
00001	121	SQ	000	4242	3,000
00001	121	SQ	000	4242	4,000
00001	121	SQ	000	4242	5,000
00001	150	SQ	000	4242	1,000

Number of records : 2329

Close

## Table

Table ▾	SHSFXO ▾ SHDOCO ▾ SHAN8 ▾ SDLNID ▾									
Count ▾	SHKCOO ▾									
SHDCTO ▾										
	SHKCOO	00001	00070	00080	00200	02008	02009	07600	48264	Totals
SHDCTO										
CO		1			2					3
S4		298	24	6	98					426
SB		14			1					15
SD		26								26
SI		1								1
SO		595	4		1,180	1	1		52	1,833
SQ		11								11
ST		2			1					3
VO								11		11
Totals		948	28	6	1,282	1	1	11	52	2,329

## Table Barchart

Table Barchart

SHSFXO SHDOCO SHAN8 SDLNID

Count

SHKCOO

SHDCTO

SHDCTO	SHKCOO	00001	00070	00080	00200	02008	02009	07600	48264	Totals
CO		1			2					3
S4		298	24	6	98					426
SB		14			1					15
SD		26								26
SI		1								1
SO		595	4		1,180	1	1		52	1,833
SQ		11								11
ST		2			1					3
VO								11		11
Totals		948	28	6	1,282	1	1	11	52	2,329

### Heatmap

Heatmap

Count

SHDCTO

SHSFXO SHDOCO SHAN8 SDLNID

SHKCOO

		SHKCOO								Totals
SHDCTO		00001	00070	00080	00200	02008	02009	07600	48264	
CO		1			2					3
S4		298	24	6	98					426
SB		14			1					15
SD		26								26
SI		1								1
SO		595	4		1,180	1	1		52	1,833
SQ		11								11
ST		2			1					3
VO								11		11
<b>Totals</b>		<b>948</b>	<b>28</b>	<b>6</b>	<b>1,282</b>	<b>1</b>	<b>1</b>	<b>11</b>	<b>52</b>	<b>2,329</b>

### Row heatmap

Row Heatmap

Count

SHDCTO

SHSFXO SHDOCO SHAN8 SDLNID

SHKCOO

		SHKCOO								Totals
SHDCTO		00001	00070	00080	00200	02008	02009	07600	48264	
CO		1			2					3
S4		298	24	6	98					426
SB		14			1					15
SD		26								26
SI		1								1
SO		595	4		1,180	1	1		52	1,833
SQ		11								11
ST		2			1					3
VO								11		11
<b>Totals</b>		<b>948</b>	<b>28</b>	<b>6</b>	<b>1,282</b>	<b>1</b>	<b>1</b>	<b>11</b>	<b>52</b>	<b>2,329</b>

### Column Heatmap

Col Heatmap

SHSFXO SHDOCO SHANS SDLNID

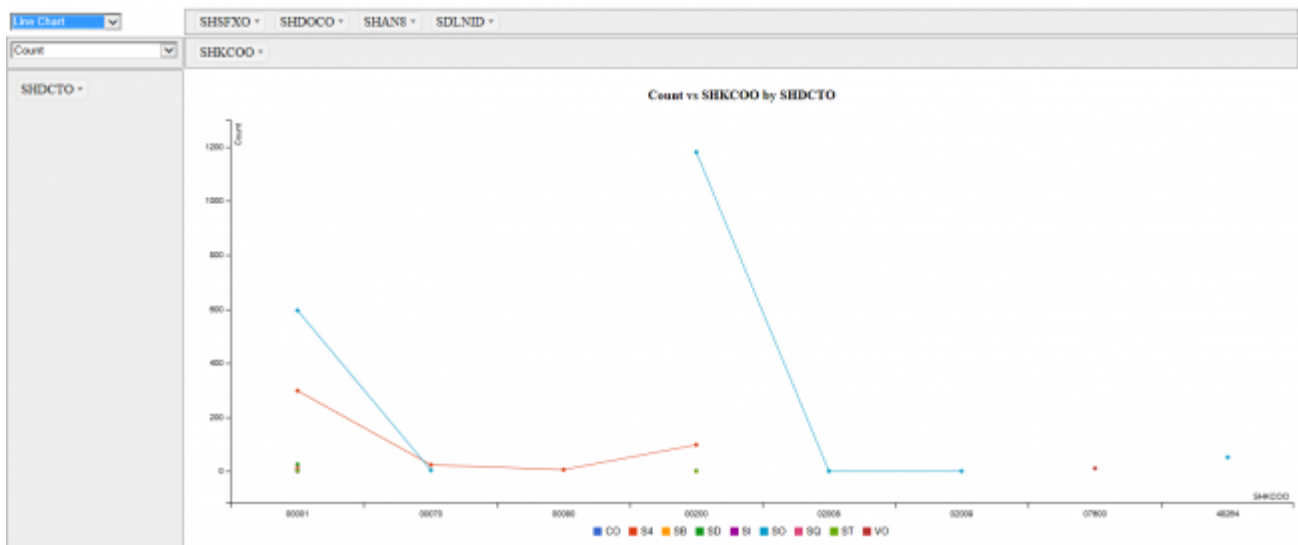
Count

SHKCOO

SHDCTO

SHDCTO	SHKCOO	00001	00070	00080	00200	02008	02009	07600	48264	Totals
CO		1			2					3
S4		298	24	6	98					426
SB		14			1					15
SD		26								26
SI		1								1
SO		595	4		1,180	1	1		52	1,833
SQ		11								11
ST		2			1					3
VO								11		11
Totals		948	28	6	1,282	1	1	11	52	2,329

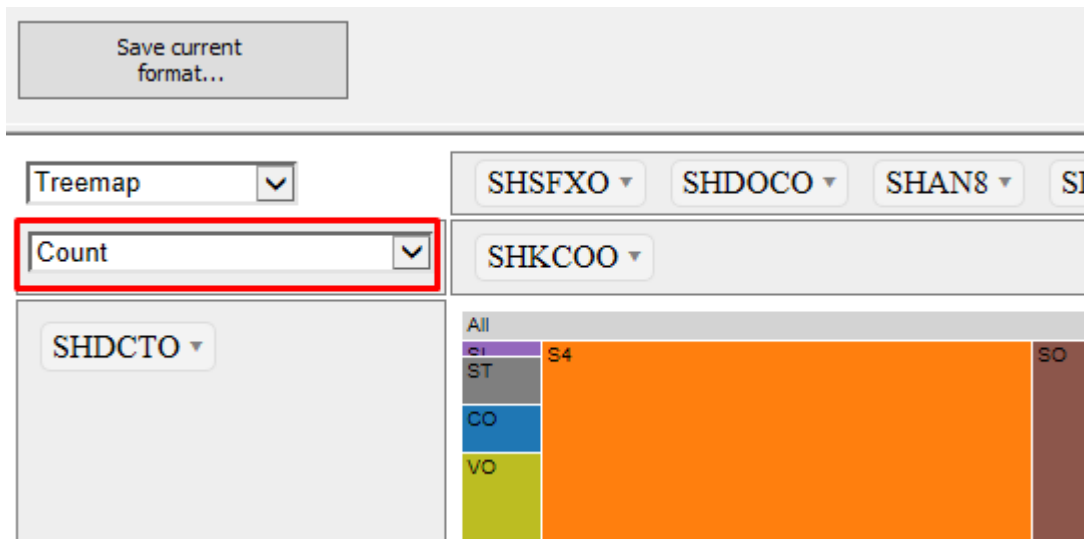
### Line chart



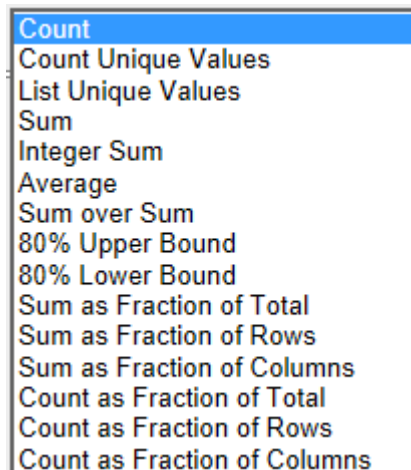
### Bar chart



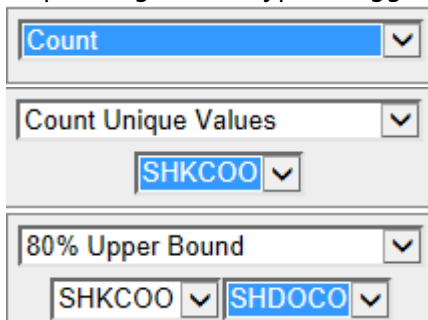




This is where you choose the numerical data to be displayed: sum, average, number of records, etc.

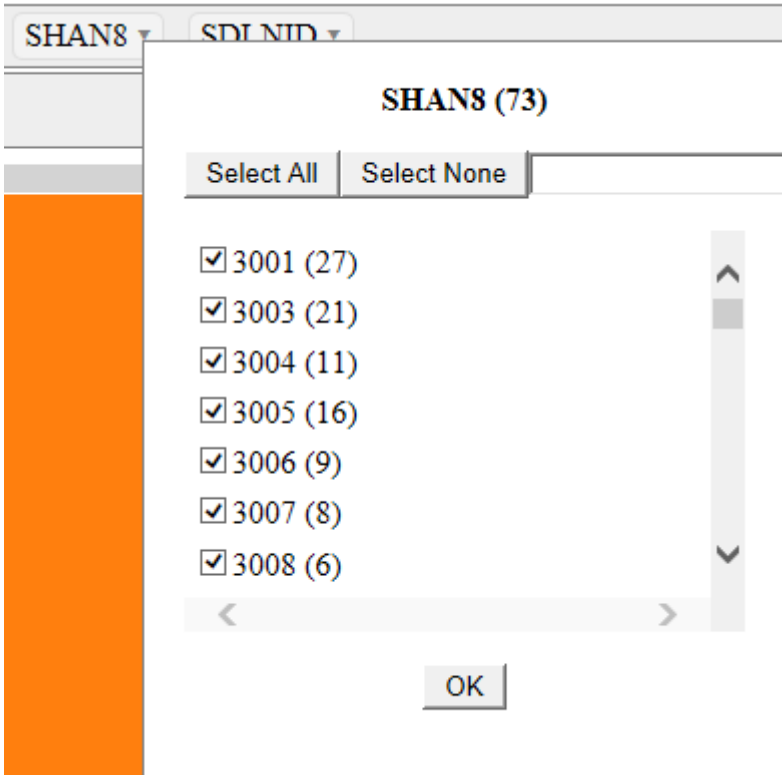


Depending on the type of aggregation chosen, zero, one or two fields can be specified as parameters.



## Fields area

Regardless of the field area chosen, and as long as you don't have too many different values for this field, you can filter the values to be taken into account here:



### Page fields

This is the area for fields you don't want to see the details of.

Table

SHDOCO | SHSFXO | SHAN8 | SDLNID

Count

SHKCOO

SHDCTO

	SHKCOO	00001	00070	00080	00200	02008	02009	07600	48264	Totals
CO		1			2					3
S4		298	24	6	98					426
SB		14			1					15
SD		26								26
SI		1								1
SO		595	4		1,180	1	1		52	1,833
SQ		11								11
ST		2			1					3
VO								11		11
Totals		948	28	6	1,282	1	1	11	52	2,329

### Columns fields

This is the area for the fields whose details you want to see in the columns.

Table ▼

Count ▼

SHDCTO ▼

SHDOCO ▼ SHSFXO ▼ SHAN8 ▼ SDLNID ▼

SHKCOO ▼

	SHKCOO	00001	00070	00080	00200	02008	02009	07600	48264	Totals
SHDCTO										
	CO	1			2					3
	S4	298	24	6	98					426
	SB	14			1					15
	SD	26								26
	SI	1								1
	SO	595	4		1,180	1	1		52	1,833
	SQ	11								11
	ST	2			1					3
	VO							11		11
	<b>Totals</b>	<b>948</b>	<b>28</b>	<b>6</b>	<b>1,282</b>	<b>1</b>	<b>1</b>	<b>11</b>	<b>52</b>	<b>2,329</b>

## Columns fields

This is the area for the fields whose details you want to see in the lines.

Table ▼

Count ▼

SHDCTO ▼

SHDOCO ▼ SHSFXO ▼ SHAN8 ▼ SDLNID ▼

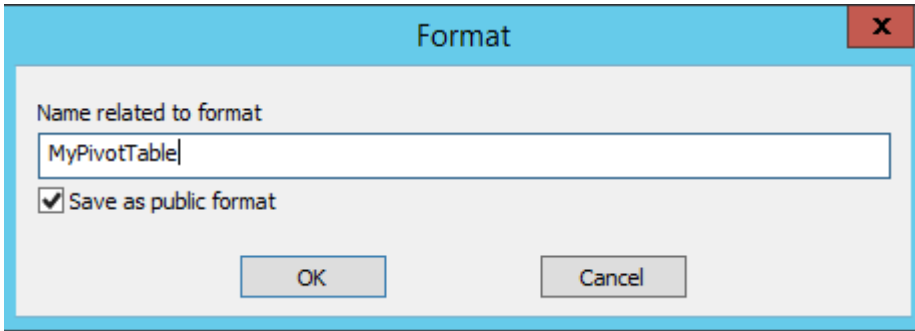
SHKCOO ▼

	SHKCOO	00001	00070	00080	00200	02008	02009	07600	48264	Totals
SHDCTO										
	CO	1			2					3
	S4	298	24	6	98					426
	SB	14			1					15
	SD	26								26
	SI	1								1
	SO	595	4		1,180	1	1		52	1,833
	SQ	11								11
	ST	2			1					3
	VO							11		11
	<b>Totals</b>	<b>948</b>	<b>28</b>	<b>6</b>	<b>1,282</b>	<b>1</b>	<b>1</b>	<b>11</b>	<b>52</b>	<b>2,329</b>

## Save and recall a pivot table/chart

At the top left of the screen is the Save Current Format button.

You just have to give it a name and define whether it is public or private.

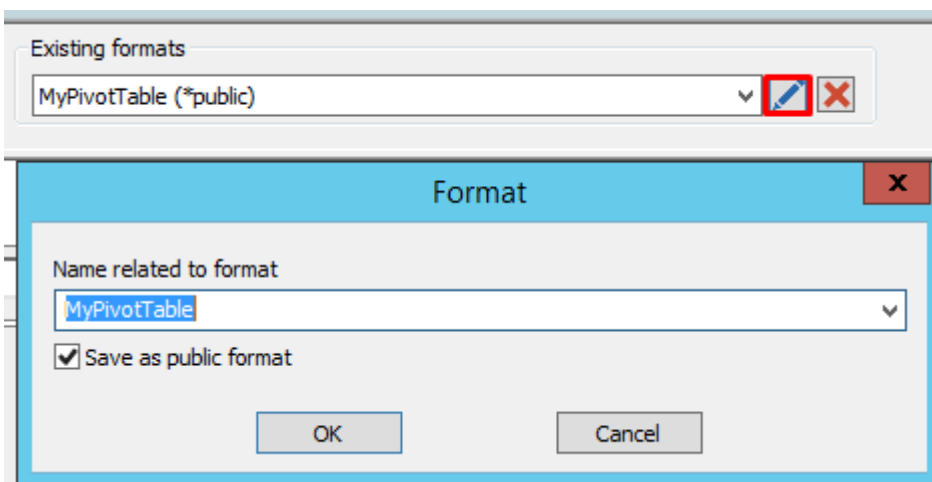



When a pivot table format exists, a drop-down list allows you to recall a format.

The image shows a pivot table interface. At the top, there is a 'Save current format...' button. To its right is a red-bordered box containing the text 'Existing formats' above a dropdown menu. The dropdown menu currently shows 'MyPivotTable (\*public)'. To the right of the dropdown are two small icons: a pencil (edit) and a red X (delete). Below this, the pivot table is displayed with a 'Table' dropdown set to 'Table', a 'Count' dropdown set to 'Count', and a 'SHKCOO' dropdown set to 'SHDCTO'. The table has columns for 'SHKCOO' (with sub-columns 00001, 00070, 00080, 00200, 02008, 02009, 07600, 48264) and a 'Totals' column. The rows represent different categories under 'SHDCTO'.

SHDCTO	SHKCOO	00001	00070	00080	00200	02008	02009	07600	48264	Totals
CO		1			2					3
S4		298	24	6	98					426
SB		14			1					15
SD		26								26
SI		1								1
SO		595	4		1,180	1	1		52	1,833
SQ		11								11
ST		2			1					3
VO								11		11
Totals		948	28	6	1,282	1	1	11	52	2,329

The edit button allows you to change name and switch the public/private status of the format.



The last button (  ) lets you to delete a format.

From: <https://vigilens.wiki/dokuwiki/> - **Vigilens Reporting Knowledge Garden**

Permanent link: [https://vigilens.wiki/dokuwiki/doku.php?id=en:v8\\_0\\_0:designer:menus:accueil:nouvellerequete:tableaucroise&rev=1595497005](https://vigilens.wiki/dokuwiki/doku.php?id=en:v8_0_0:designer:menus:accueil:nouvellerequete:tableaucroise&rev=1595497005)

Last update: **2020/07/23 11:36**

