

Pivot Table

Save current format...

Table: SHKCOO, SHSFXO, SHAN8, SDLNID

Count: SHDOCO

SHDCTO

	SHDOCO	121	150	151	210	250	251	255	256	257	258	80
SHDCTO												
CO						1	1	1				
S4												
SB					5				1	5	4	
SD												
SI												
SO												
SQ		5	1	5								
ST												
VO												
Totals		5	1	5	5	1	1	1	1	5	4	

Usage

Result grid is the easiest and most versatile output type, it may be interesting to present the data in a synthetic form using a pivot table or pivot chart.

When you are on result grid, you can access the pivot table/chart tool using the icon in red box below.

Orders

SDLNID Line Number (Sales Order Detail File)

SHKCOO	SHDOCO	SHDCTO	SHSFXO	SHAN8	SDLNID
Order Com	Order Numt	Order Type	Order Suff	Sold To	Line Numt
00001	121	SQ	000	4242	1,000
00001	121	SQ	000	4242	2,000
00001	121	SQ	000	4242	3,000
00001	121	SQ	000	4242	4,000
00001	121	SQ	000	4242	5,000
00001	150	SQ	000	4242	1,000
.....

Number of records : 2329

Close

Table

Table ▾	SHSFXO ▾ SHDOCO ▾ SHAN8 ▾ SDLNID ▾									
Count ▾	SHKCOO ▾									
SHDCTO ▾										
	SHKCOO	00001	00070	00080	00200	02008	02009	07600	48264	Totals
SHDCTO										
CO		1			2					3
S4		298	24	6	98					426
SB		14			1					15
SD		26								26
SI		1								1
SO		595	4		1,180	1	1		52	1,833
SQ		11								11
ST		2			1					3
VO								11		11
Totals		948	28	6	1,282	1	1	11	52	2,329

Table Barchart

Table Barchart

SHSFXO SHDOCO SHAN8 SDLNID

Count

SHKCOO

SHDCTO

SHDCTO	SHKCOO	00001	00070	00080	00200	02008	02009	07600	48264	Totals
CO		1			2					3
S4		298	24	6	98					426
SB		14			1					15
SD		26								26
SI		1								1
SO		595	4		1,180	1	1		52	1,833
SQ		11								11
ST		2			1					3
VO								11		11
Totals		948	28	6	1,282	1	1	11	52	2,329

Heatmap

Heatmap

Count

SHDCTO

SHSFXO SHDOCO SHAN8 SDLNID

SHKCOO

		SHKCOO								Totals
SHDCTO		00001	00070	00080	00200	02008	02009	07600	48264	
CO		1			2					3
S4		298	24	6	98					426
SB		14			1					15
SD		26								26
SI		1								1
SO		595	4		1,180	1	1		52	1,833
SQ		11								11
ST		2			1					3
VO								11		11
Totals		948	28	6	1,282	1	1	11	52	2,329

Row heatmap

Row Heatmap

Count

SHDCTO

SHSFXO SHDOCO SHAN8 SDLNID

SHKCOO

		SHKCOO								Totals
SHDCTO		00001	00070	00080	00200	02008	02009	07600	48264	
CO		1			2					3
S4		298	24	6	98					426
SB		14			1					15
SD		26								26
SI		1								1
SO		595	4		1,180	1	1		52	1,833
SQ		11								11
ST		2			1					3
VO								11		11
Totals		948	28	6	1,282	1	1	11	52	2,329

Column Heatmap

Col Heatmap

SHSFXO SHDOCO SHANS SDLNID

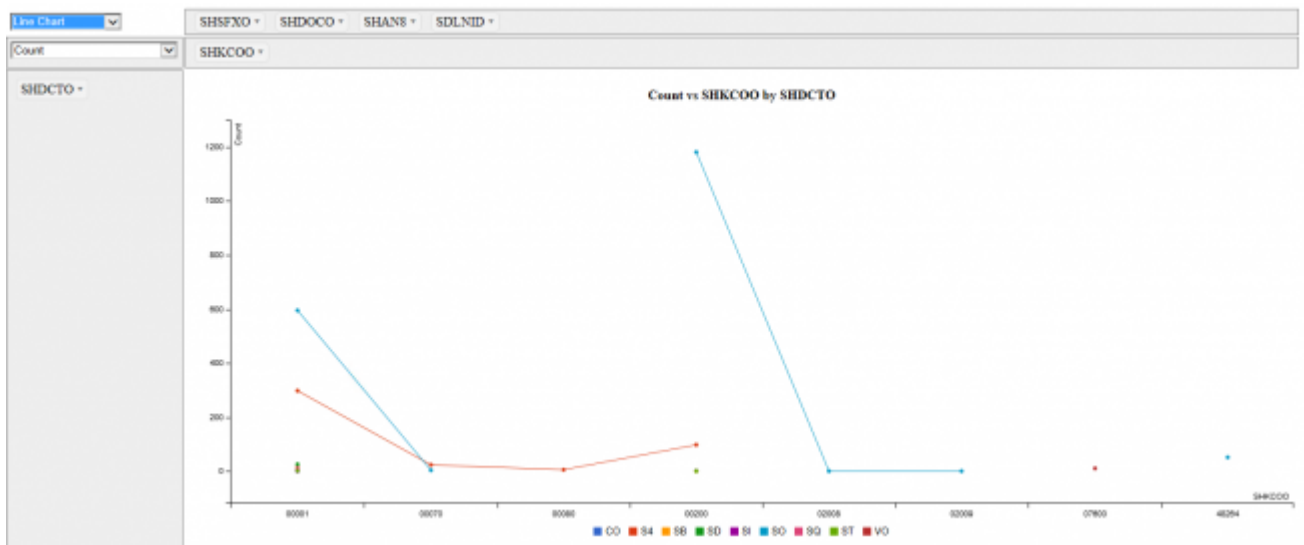
Count

SHKCOO

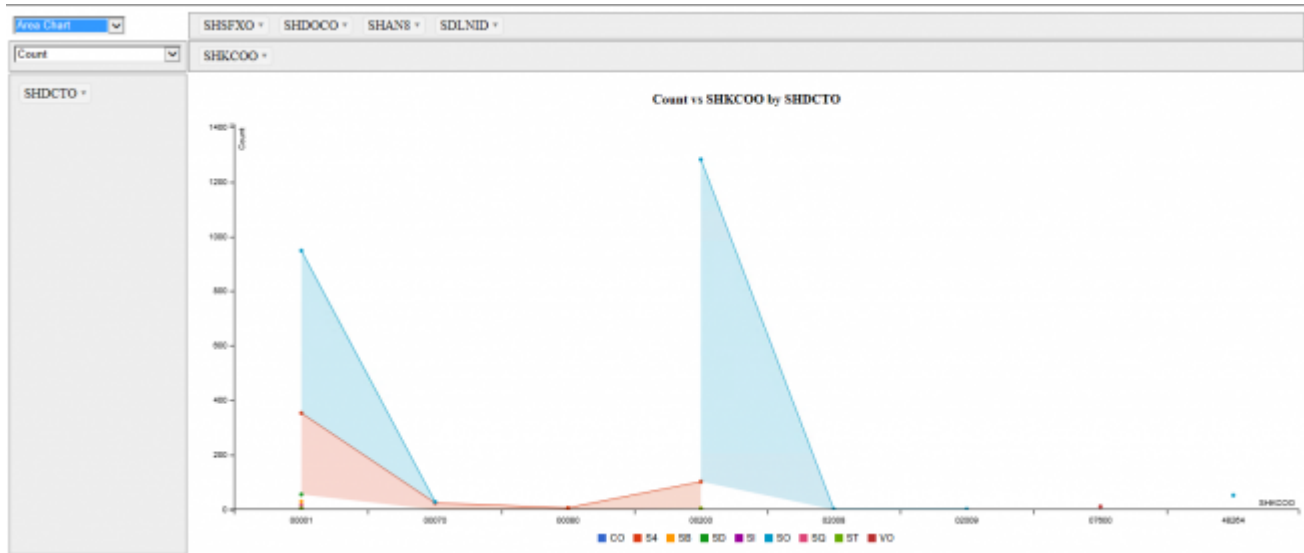
SHDCTO

SHDCTO	SHKCOO	00001	00070	00080	00200	02008	02009	07600	48264	Totals
CO		1			2					3
S4		298	24	6	98					426
SB		14			1					15
SD		26								26
SI		1								1
SO		595	4		1,180	1	1		52	1,833
SQ		11								11
ST		2			1					3
VO								11		11
Totals		948	28	6	1,282	1	1	11	52	2,329

Line chart

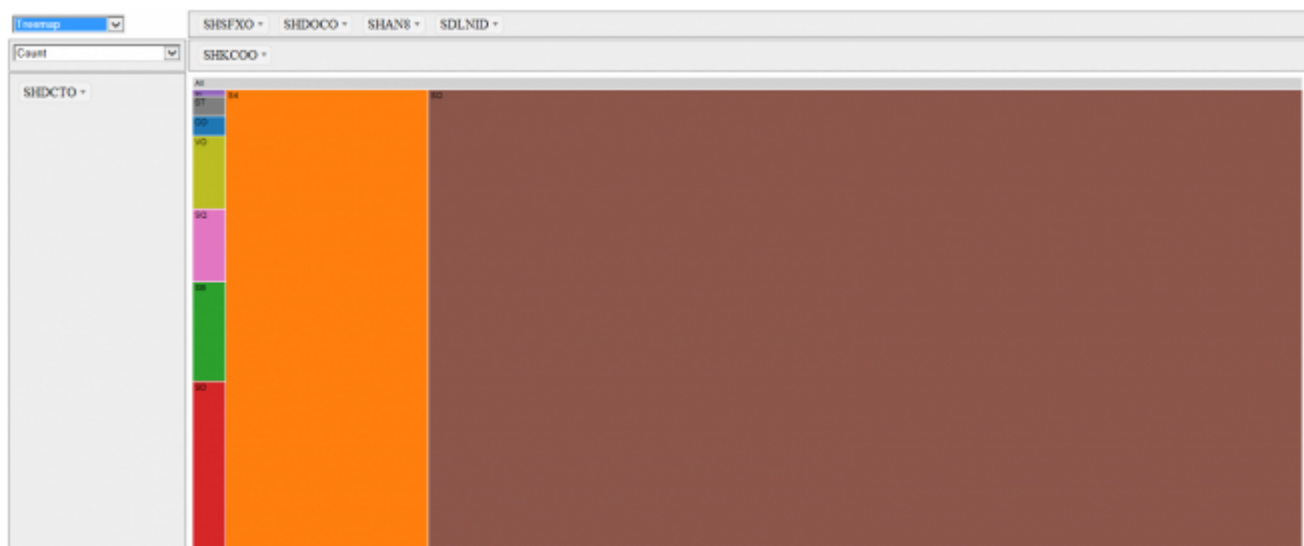


Bar chart



Scatter chart

Treemap



From: <https://vigilens.wiki/dokuwiki/> - **Vigilens Reporting Knowledge Garden**

Permanent link: https://vigilens.wiki/dokuwiki/doku.php?id=en:v8_0_0:designer:menus:accueil:nouvellerequete:tableaucroise&rev=1595494484

Last update: 2020/07/23 10:54

