

# Output

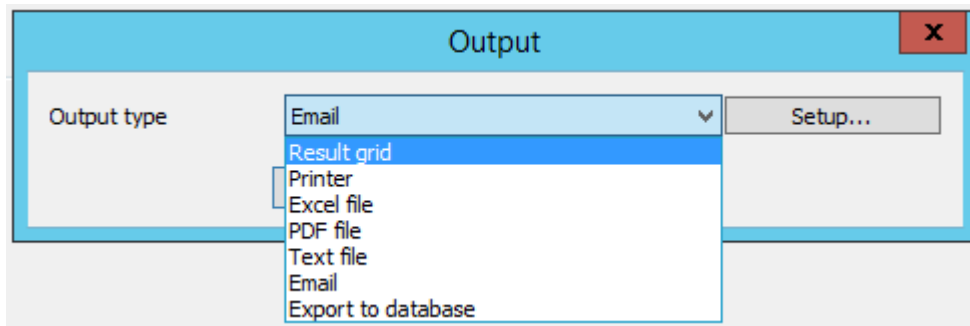
There are two outputs modes :

- Interactive output: user actively run the query
- Batch output: all queries of a directory are run

These two modes are setup separately.

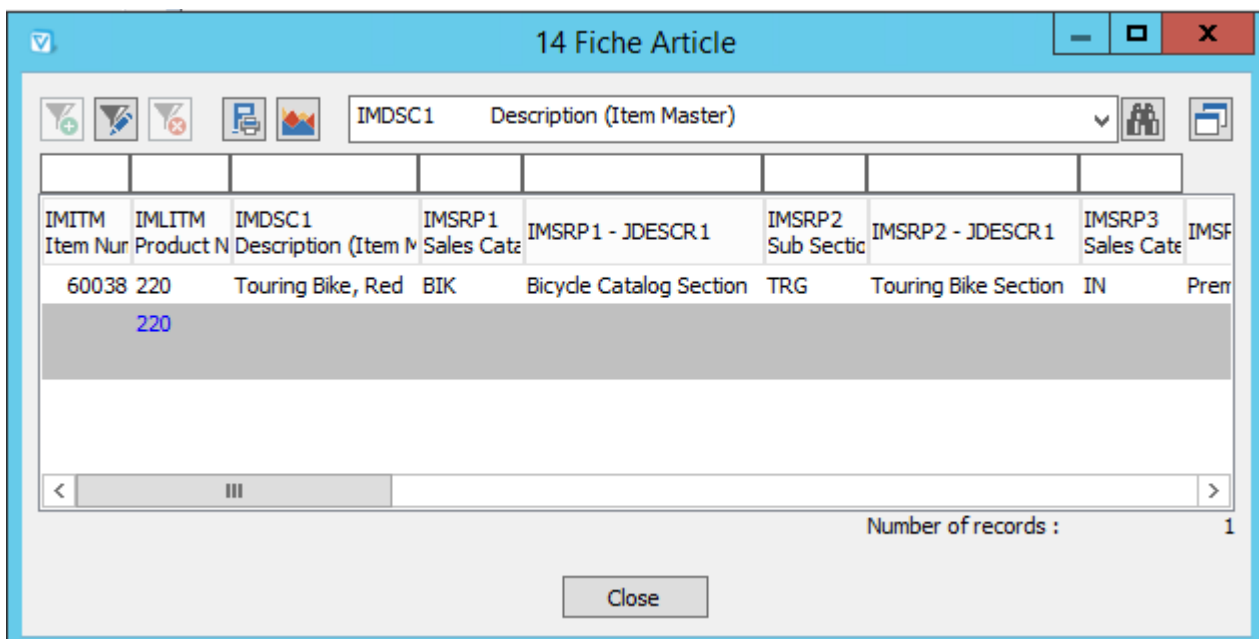
## Interactive Output

### Output types



### Result Grid

Most used output



[see dedicated page](#)

## Printer

The image shows two overlapping dialog boxes. The top one is titled 'Output' and has a close button (X) in the top right. It contains a label 'Output type' next to a dropdown menu showing 'Printer'. To the right of the dropdown is a 'Setup...' button. Below the dropdown are 'OK' and 'Cancel' buttons. The bottom dialog box is titled 'Print' and also has a close button (X) in the top right. It contains two radio buttons: 'Print result grid' (unselected) and 'Report' (selected). Below the radio buttons is a label 'Use the following report layout :' followed by a dropdown menu showing 'V8' and a three-dot menu icon. Below that is a label 'Printer' followed by a dropdown menu showing 'user default printer'. At the bottom are 'OK' and 'Cancel' buttons.

## Excel File

The image shows a single dialog box titled 'Output' with a close button (X) in the top right. It contains a label 'Output type' next to a dropdown menu showing 'Excel file'. To the right of the dropdown is a 'Setup...' button. Below the dropdown are 'OK' and 'Cancel' buttons.

Excel file✕

**File Type**

Excel Workbook 97 - 2003 (\*.xls)       Excel Workbook 2007 (\*.xlsx) \*

Excel Macro - Enabled Workbook 2007 (\*.xlm) \*

\* Files are created without using MS Excel application (improves speed)

Define a file:  ...

Purge file, if it exists, before downloading fresh data

**Model**

Choose a model  ...

**Location**

Define a sheet

Define a target cell

Cell range name

Merge with a potential row range that could exist

Apply format set at Vigilens level

**After data insert**

Macro to launch

Update each field within the file

Add column name      **Remarks**

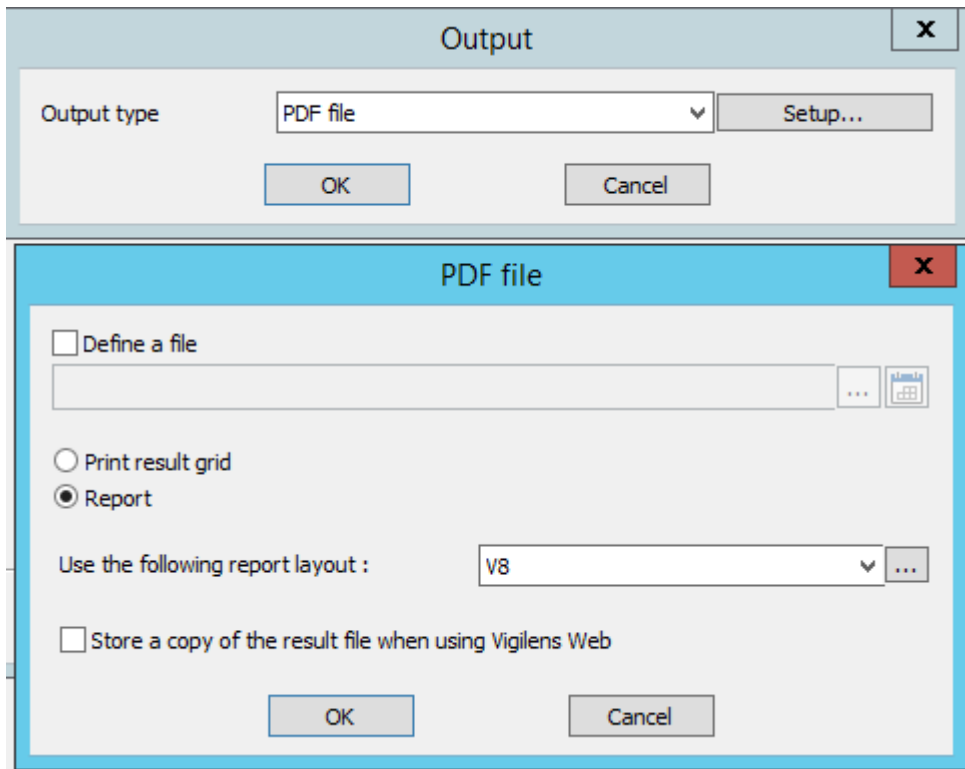
Add field description

Store a copy of the result file when using Vigilens Web

OKCancel

[See dedicated page.](#)

### PDF file



See dedicated page.

From: <https://vigilens.wiki/dokuwiki/> - Vigilens Reporting Knowledge Garden

Permanent link: [https://vigilens.wiki/dokuwiki/doku.php?id=en:v8\\_0\\_0:designer:menus:accueil:nouvellerequete:restitution&rev=1595409342](https://vigilens.wiki/dokuwiki/doku.php?id=en:v8_0_0:designer:menus:accueil:nouvellerequete:restitution&rev=1595409342)

Last update: 2020/07/22 11:15

