

Linked Queries

Usage

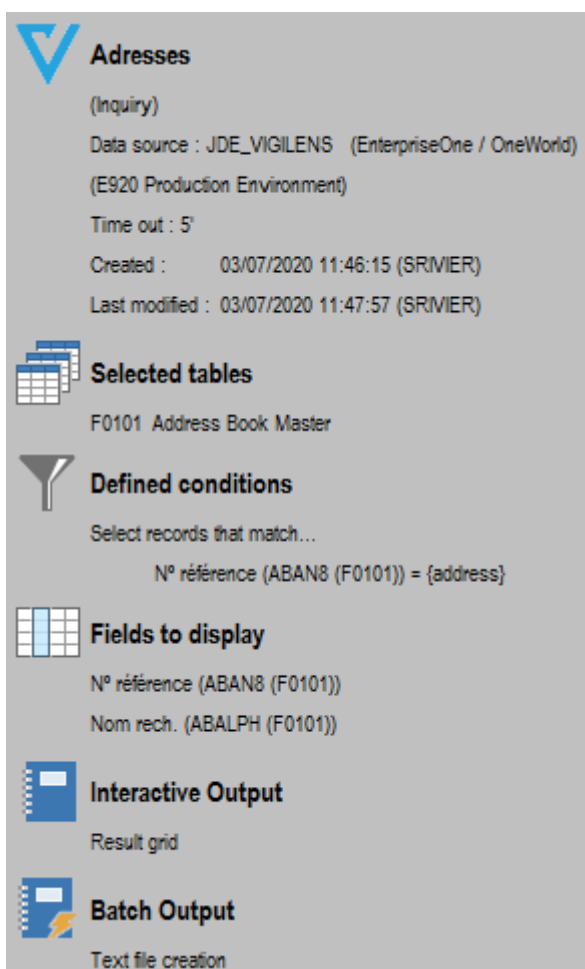
Linked queries, or Drill-Down, are a powerful way to improve the user experience.

In a query grid, rather than constantly accumulating new columns, it is better to let the user choose to “zoom in” on a record to get more detail. The grids flow seamlessly into each other.

Example

Prerequisites

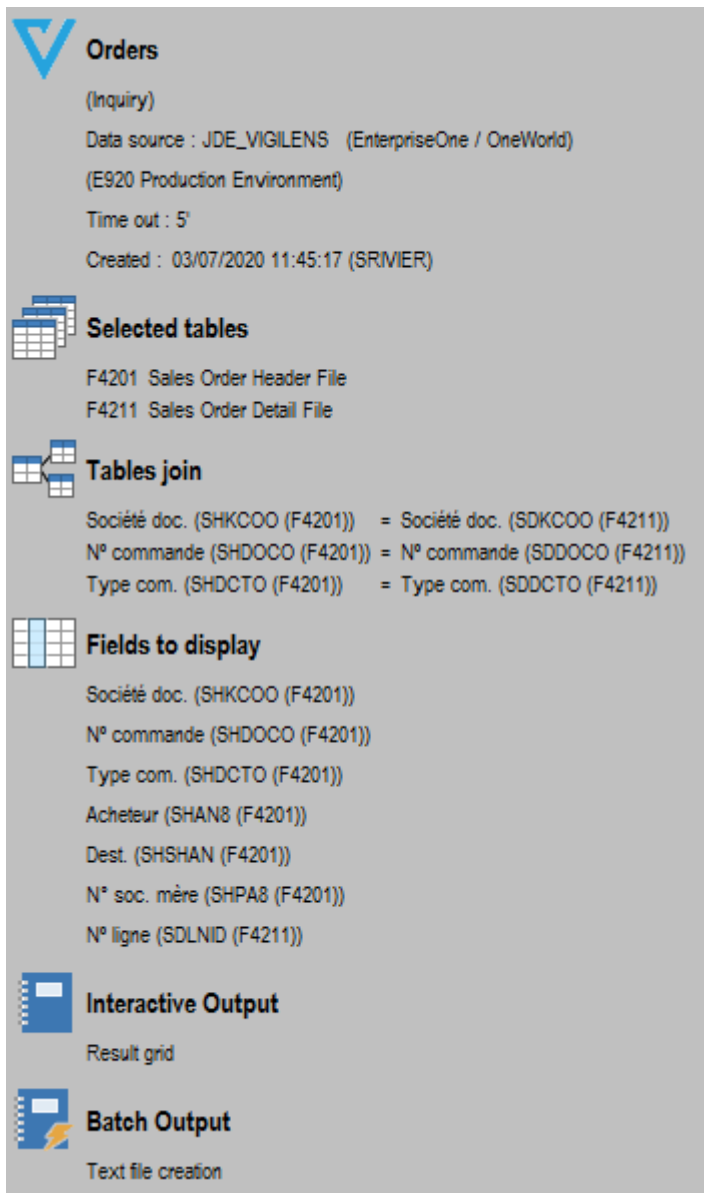
We start by constructing a first query which, for an address code (ABAN8) accepts a parameter ({address}) and returns the information of this address. Here is an overview of its properties



The screenshot displays the configuration for a query named "Addresses". It includes the following details:

- Addresses** (Inquiry)
- Data source : JDE_VIGILENS (EnterpriseOne / OneWorld)
- (E920 Production Environment)
- Time out : 5'
- Created : 03/07/2020 11:46:15 (SRMIER)
- Last modified : 03/07/2020 11:47:57 (SRMIER)
- Selected tables**: F0101 Address Book Master
- Defined conditions**: Select records that match...
N° référence (ABAN8 (F0101)) = {address}
- Fields to display**:
 - N° référence (ABAN8 (F0101))
 - Nom rech. (ABALPH (F0101))
- Interactive Output**: Result grid
- Batch Output**: Text file creation

In a second step, another query is created that gives all the customer orders. This query returns, among other things, the address codes of the recipient (SHSHAN), the parent company (SHPA8) and the ordering company (SHAN8).



Orders
(Inquiry)
Data source : JDE_VIGILENS (EnterpriseOne / OneWorld)
(E920 Production Environment)
Time out : 5'
Created : 03/07/2020 11:45:17 (SRMIER)

Selected tables
F4201 Sales Order Header File
F4211 Sales Order Detail File

Tables join
Société doc. (SHKCOO (F4201)) = Société doc. (SDKCOO (F4211))
N° commande (SHDOCO (F4201)) = N° commande (SDDOCO (F4211))
Type com. (SHDCTO (F4201)) = Type com. (SDDCTO (F4211))

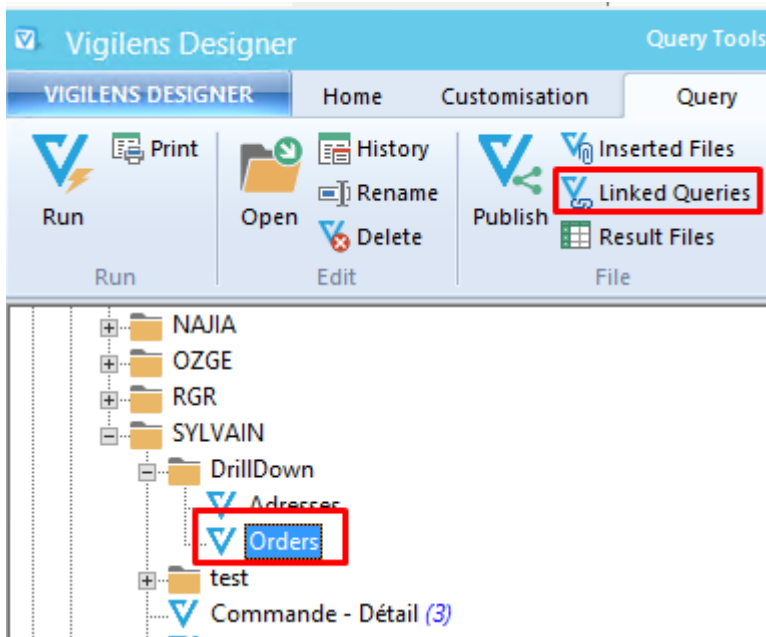
Fields to display
Société doc. (SHKCOO (F4201))
N° commande (SHDOCO (F4201))
Type com. (SHDCTO (F4201))
Acheteur (SHAN8 (F4201))
Dest. (SHSHAN (F4201))
N° soc. mère (SHPA8 (F4201))
N° ligne (SDLNID (F4211))


Interactive Output
Result grid

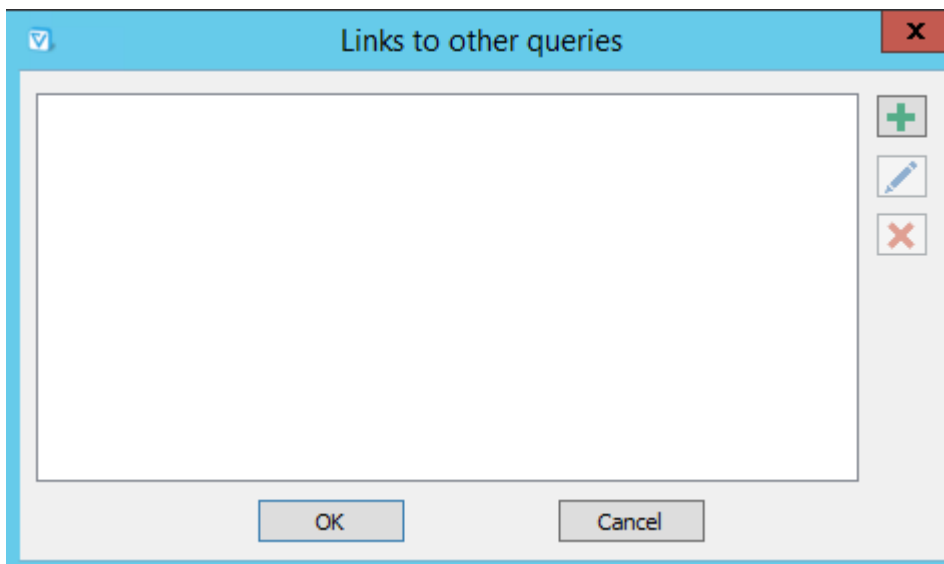
Batch Output
Text file creation

Link queries

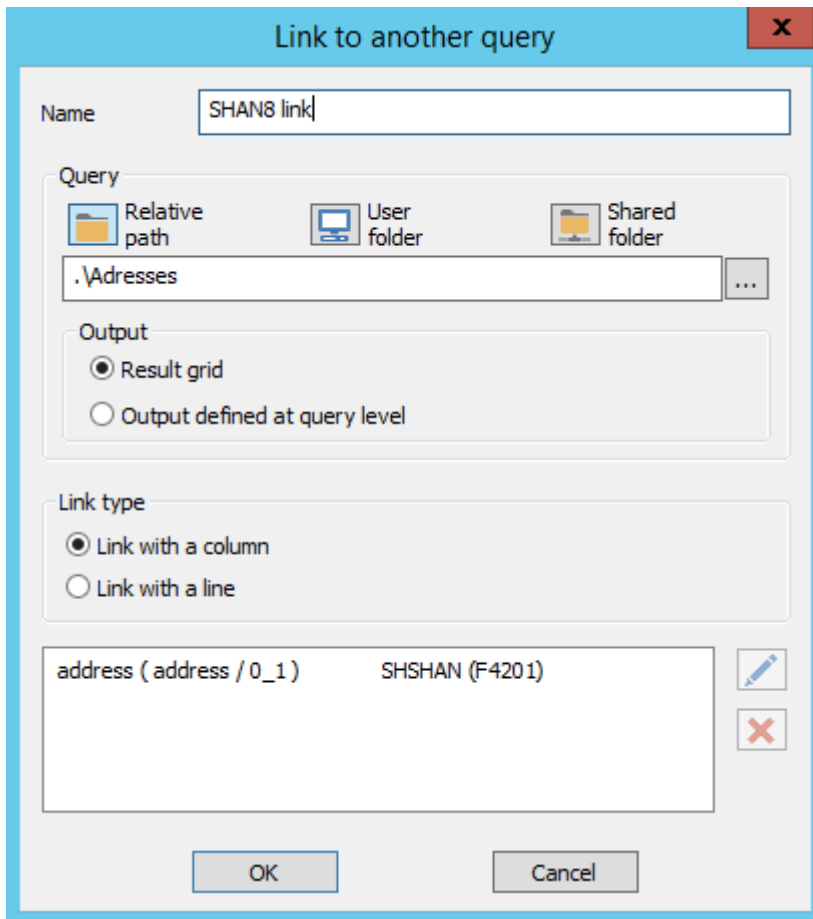
- select the order query in the pannel
- click Linked queries button.




The following screen allow you to add a new link with  button.

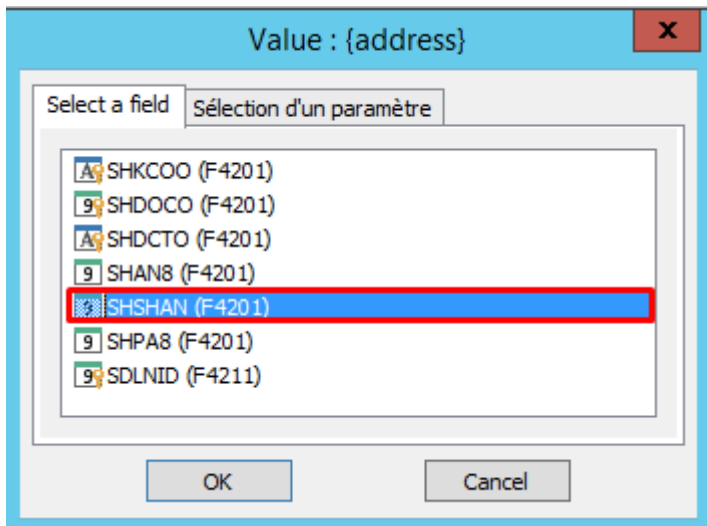


The setup windows opens and you can define link parameters.

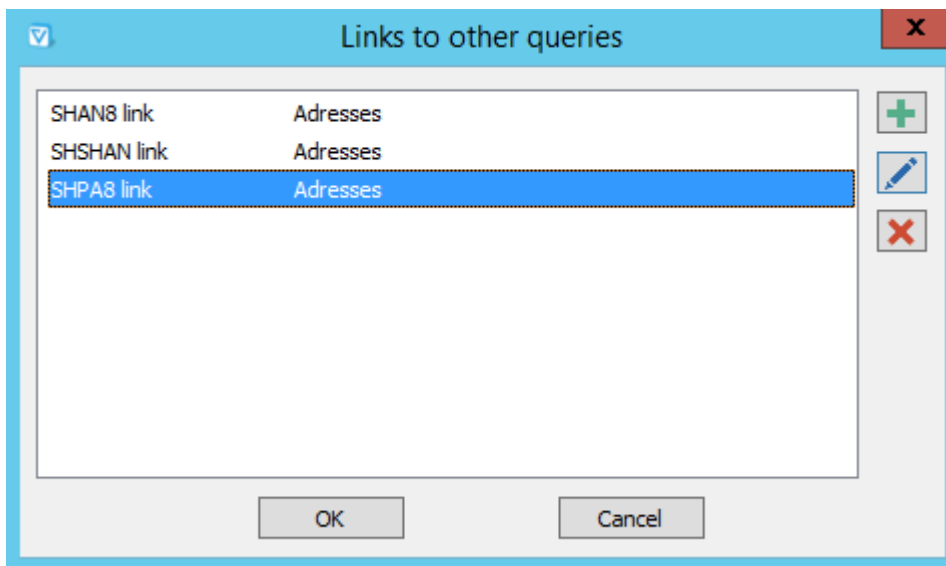


You must specify :

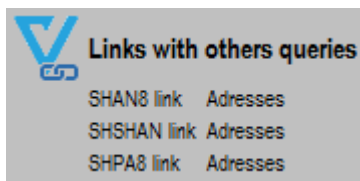
- A name for this link.
- Choose if the path will be :
 - Absolute to the user directory (e.g. \EQUIPE\SYLVAIN\DrillDown\Adresses).
 - Absolute versus shared directory (e.g., \EQUIPE\SYLVAIN\DrillDown\Adresses).
 - Relative (e.g., .\Adresses)
- output type :
 - Either a [consultation grid](#)
 - or the type that is specified at the level of the query called
- The kind of connection:
 - Link on a column
 - Link on one line
- the bottom of the window let you manage parameters mapping, using  button.



We can link several times the same query called. In our case we will link the 3 address code fields available in our Orders query:



In the [preview](#) you can see a new item:



From now on, if we execute the parent query (Orders), we will have a new contextual menu, accessible by right-clicking, to consult the address information for one of the 3 possible columns.

SHKCOO	SHDOCO	SHDCTO	SHAN8	SHSHAN	SHPA8	SDLNID
Order Com	Order Numt	Order Type	Sold To (Ship To (S	Parent N	Line Numb
00001	121	SQ	4242	4242	4242	1,000
00001	121	SQ	4242	4242	4242	2,000
00001	121	SQ	4242	4242	4242	3,000
00001	121	SQ	4242	4242	4242	4,000
00001	121	SQ	4242	4242	4242	5,000
00001	150	SQ	4242	4242	4242	1,000

Number of records : 2329

Close

ABAN8	ABALPH
Address I	Alpha Name (Ad
	4242 Capital System

Number of records : 1

Close

From: <https://vigilens.wiki/dokuwiki/> - Vigilens Reporting Knowledge Garden

Permanent link: https://vigilens.wiki/dokuwiki/doku.php?id=en:v8_0_0:designer:menus:accueil:nouvellerequete:requeteliee

Last update: 2020/07/28 15:13

