

Result Grid

The result grid is the most favored reporting output.

Année	Centre de Coût	Centre de Coût - JDESCR 1	Clé G/L Catég. G	Clé G/L - JDESCR 1	Mois GetMor	Montant M Sum(Coût,Prix t	Montant M-1 Sum(Coût,Prix t	Qté M Sum(Qté tra	Qté M-1 Sum(Qté tra	Ecart M M-1 (Sum(Coût,Prix t	Count	Description
2017	20 Northern Distribution Center	IN30	Produits finis fabriqués	6	201 314	596	10 120	64	200 718	0		
2017	20 Northern Distribution Center	IN30	Produits finis fabriqués	4	7 710	2 758	820	240	4 952	0		
2017	20 Northern Distribution Center	IN30	Produits finis fabriqués	5	596	7 710	64	820	-7 114	0		
2017	20 Northern Distribution Center	IN30	Produits finis fabriqués	2	2 295	2 684	220	280	-389	0		
2017	20 Northern Distribution Center	IN30	Produits finis fabriqués	3	2 758	2 295	240	220	463	0		
2017	20 Northern Distribution Center									5	20	
2017	30 Eastern Distribution Center	IN30	Produits finis fabriqués	8	-1 135	-1 353 007	-18	-5 627	1 351 872	0		
2017	30 Eastern Distribution Center	IN30	Produits finis fabriqués	4	2 280 503	431 193	1 746	2 055	1 849 310	0		
2017	30 Eastern Distribution Center	IN30	Produits finis fabriqués	5	138 541	2 280 503	4 935	1 746	-2 141 962	0		
2017	30 Eastern Distribution Center	IN30	Produits finis fabriqués	6	55 771 258	138 541	334 743	4 935	55 632 717	0		
2017	30 Eastern Distribution Center	IN30	Produits finis fabriqués	2	118 416	7 494 728	605	153 918	-7 376 312	0		
2017	30 Eastern Distribution Center	IN30	Produits finis fabriqués	3	431 193	118 416	2 055	605	312 778	0		
2017	30 Eastern Distribution Center	IN30	Produits finis fabriqués	7	-1 353 007	55 771 258	-5 627	334 743	-57 124 265	0		
2017	30 Eastern Distribution Center									7	30	
2017	40 Southern Distribution Center	IN30	Produits finis fabriqués	5	17 280	3 600	48	10	13 680	0		
2017	40 Southern Distribution Center	IN30	Produits finis fabriqués	3	5 490	13 080	21	67	-7 590	0		
2017	40 Southern Distribution Center	IN30	Produits finis fabriqués	6	442 025	17 280	10 445	48	424 745	0		
2017	40 Southern Distribution Center	IN30	Produits finis fabriqués	4	3 600	5 490	10	21	-1 890	0		
2017	40 Southern Distribution Center	IN30	Produits finis fabriqués	2	13 080	6 006 310	67	15 147	-5 993 230	0		
2017	40 Southern Distribution Center									5	40	
2017	70 French Distribution Company	IN30	Produits finis fabriqués	7	-592 264	29 752 956	-185	11 850	-30 345 221	0		
2017	70 French Distribution Company									1	70	
2017	D30 EPS Distribution Center	IN30	Produits finis fabriqués	6	16 523 482	1 645 476	889 287	807 000	14 878 006	0		
2017	D30 EPS Distribution Center	IN30	Produits finis fabriqués	7	3 309 410	16 523 482	812 570	889 287	-13 214 072	0		
2017	D30 EPS Distribution Center									2	D30	
2017	M30 Eastern Manufacturing Center	IN30	Produits finis fabriqués	7	-65	10 246 877	-702	2 549 179	-10 246 942	0		
2017	M30 Eastern Manufacturing Center	IN30	Produits finis fabriqués	6	10 246 877	9 502 554	2 549 179	4 924	744 323	0		
2017	M30 Eastern Manufacturing Center	IN99	Stock	7	-4	34 321	-8	65 412	-34 325	0		
2017	M30 Eastern Manufacturing Center									3	M30	
2017	W-10 East Central Distributors	IN30	Produits finis fabriqués	7	7 000 000	262 243 173	600 000	3 391 443	-255 243 173	0		
2017	W-10 East Central Distributors									1	W-10	
2017										2	2017	
2017										24	24	

Tools

Filtering tools



The following three icons allow you to apply, modify or delete filters respectively:

Filters
X

Name	Description	Filter
SDDCTO	Order Type (Sales Or...	CC

+
✎
✖

Filter✕

On which column do you want to apply filter ?

SDDCTO Order Type (Sales Order Detail File)▼

What kind of filter do you want to use ?

Value equal to the following string :▼

CC

Use '?' to take place as any other letter or number.
Example : ??b? means any 4 digits string in which the 3rd digit is 'b'

OK

Cancel



These filters are applied at runtime and therefore after the filters at the join or “extract data that match the rule” level.

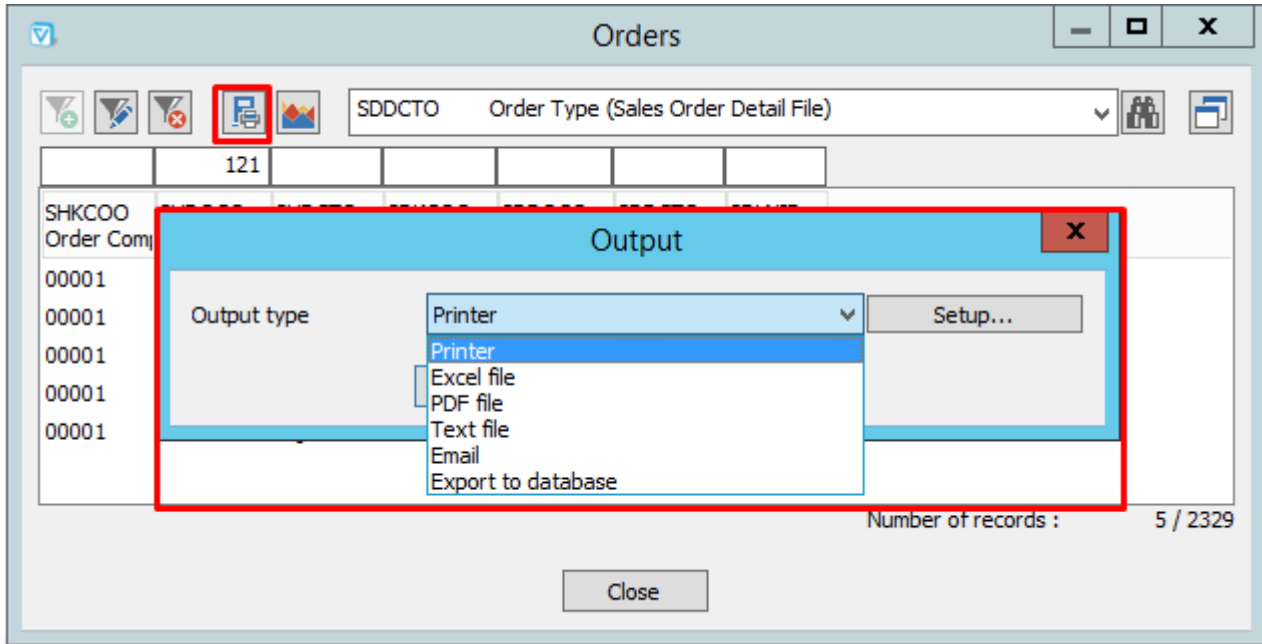
When you search for a single value, you can enter it in the cell above the title line.

				121	
SHKCOO	SHDOCO	SHDCTO	SD#		
Order Com	Order Num	Order Type	Ord		
00001	121	SQ	000		
00001	121	SQ	000		
00001	121	SQ	000		
00001	121	SQ	000		
00001	121	SQ	000		


?nolink}}

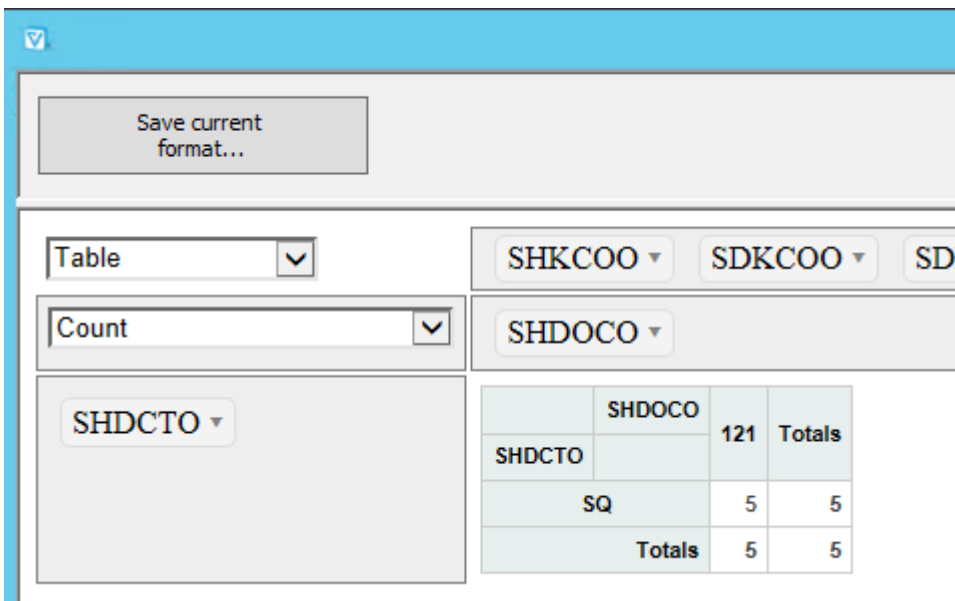
Other outputs

From a grid, you can switch to another [output](#) type.



Pivot Table / Pivot chart

The following tool opens pivot table / pivot chart editor : 



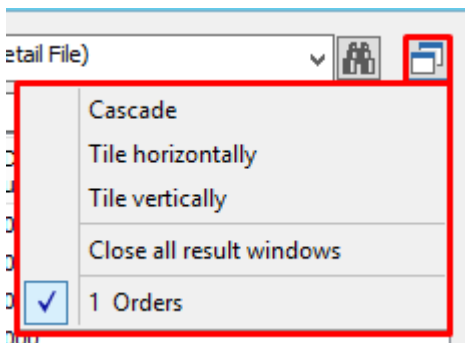
[See dedicated page](#)

Quick access

In a grid with many columns, it can be tedious to navigate to a column. By selecting a field from the drop-down list and then clicking on the search icon, the focus is put directly on the desired column.

SHKCOO	SHDOCO	SHDCTO	SDKCOO	SDDOCO	SDDCTO	SDLNID
Order Com	Order Num	Order Type	Order Com	Order Num	Order Type	Line Num
00001	121 SQ	00001	121 SQ	1,000		
00001	121 SQ	00001	121 SQ	2,000		
00001	121 SQ	00001	121 SQ	3,000		
00001	121 SQ	00001	121 SQ	4,000		
00001	121 SQ	00001	121 SQ	5,000		

Windows management



You can reorganize here your windows.

From: <https://vigilens.wiki/dokuwiki/> - Vigilens Reporting Knowledge Garden

Permanent link: https://vigilens.wiki/dokuwiki/doku.php?id=en:v8_0_0:designer:menus:accueil:nouvellerequete:grille&rev=1594892747

Last update: 2020/07/16 11:45

