

Report Designer

Layouts examples:



Compte d'exploitation	2019
VIGILENS COMPANY	

RESULTAT EXPLOITATION

Charges d'exploitation

	Exercice N	Exercice N-1
Achats de marchandises	-1 282 112.64	-1 270 107.64
Autres charges	-64 776.39	-62 776.3
Autres charges externes	-840 801.35	-841 179.16
Charges sociales	-126 411.76	-123 411.76
Dotations aux amortissements	-71 601.6	-71 250.24
Impôts taxes et vers Ass	-101 082.52	-102 494.42
Salaires et traitements	-424 116.87	-434 116.1
Variation de stock de Mses	-518 372.38	-519 097.7

TOTAL	Charges d'exploitation	-3 429 275.51	-3 424 433.32
--------------	-------------------------------	----------------------	----------------------

Produits d'exploitations

Autre produits d'exploitation	485 124.09	484 507
Produits financiers	5 219.72	5 780.62
Subvention d'exploitation	4 381.13	4 384.04
Ventes de marchandises	2 912 143.27	2 812 117.24

TOTAL	Produits d'exploitations	3 406 868.21	3 306 788.9
--------------	---------------------------------	---------------------	--------------------

TOTAL	RESULTAT EXPLOITATION	-22 407.3	-117 644.42
--------------	------------------------------	------------------	--------------------

RESULTAT FINANCIER

Charges financières

Charges financières	-74 456.33	-72 456.2
Dotations aux amortissements	-36 335.26	-36 435.22

TOTAL	Charges financières	-110 791.59	-108 891.42
--------------	----------------------------	--------------------	--------------------



FICHE ARTICLE

Code Article	220	Touring Bike, Red	
Code Catégorie 1	Bicycle Catalog Section	UM principale	Each
Code Catégorie 2	Touring Bike Section	UM poids	Pounds
Code Catégorie 3	Premium	Data Matrix	

Stock et Valorisation		
En Stock	Coût Moyen	Valeur
3752	738,67	2 771 504,25

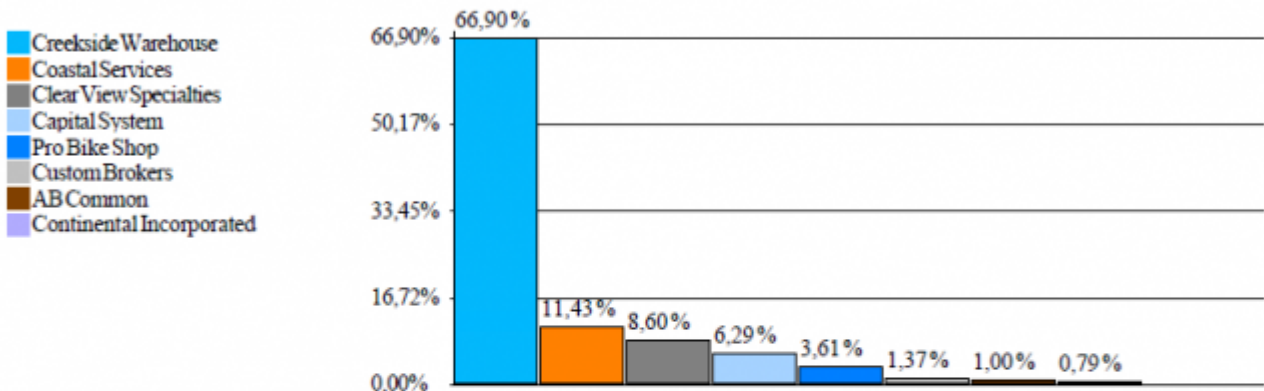
Ventes Réalisées			
Qté	CA	Devis	Client
329	26 200,00	USD	Creekside Warehouse
5	3 250,00	USD	Western Distributor
12	7 800,00	USD	Central Distributor
20	13 000,00	USD	CSC Corporation
6	3 900,00	EUR	Schwartz Warenhaus Gemeinschaft
5	3 217,50	CAD	Carmanah Industries
60	39 000,00	USD	Cloud Nine Inc.

Conversion des unités de mesure		
UM	Conversion	UM
Each	16,4520000	Bag



TOP 10 Clients

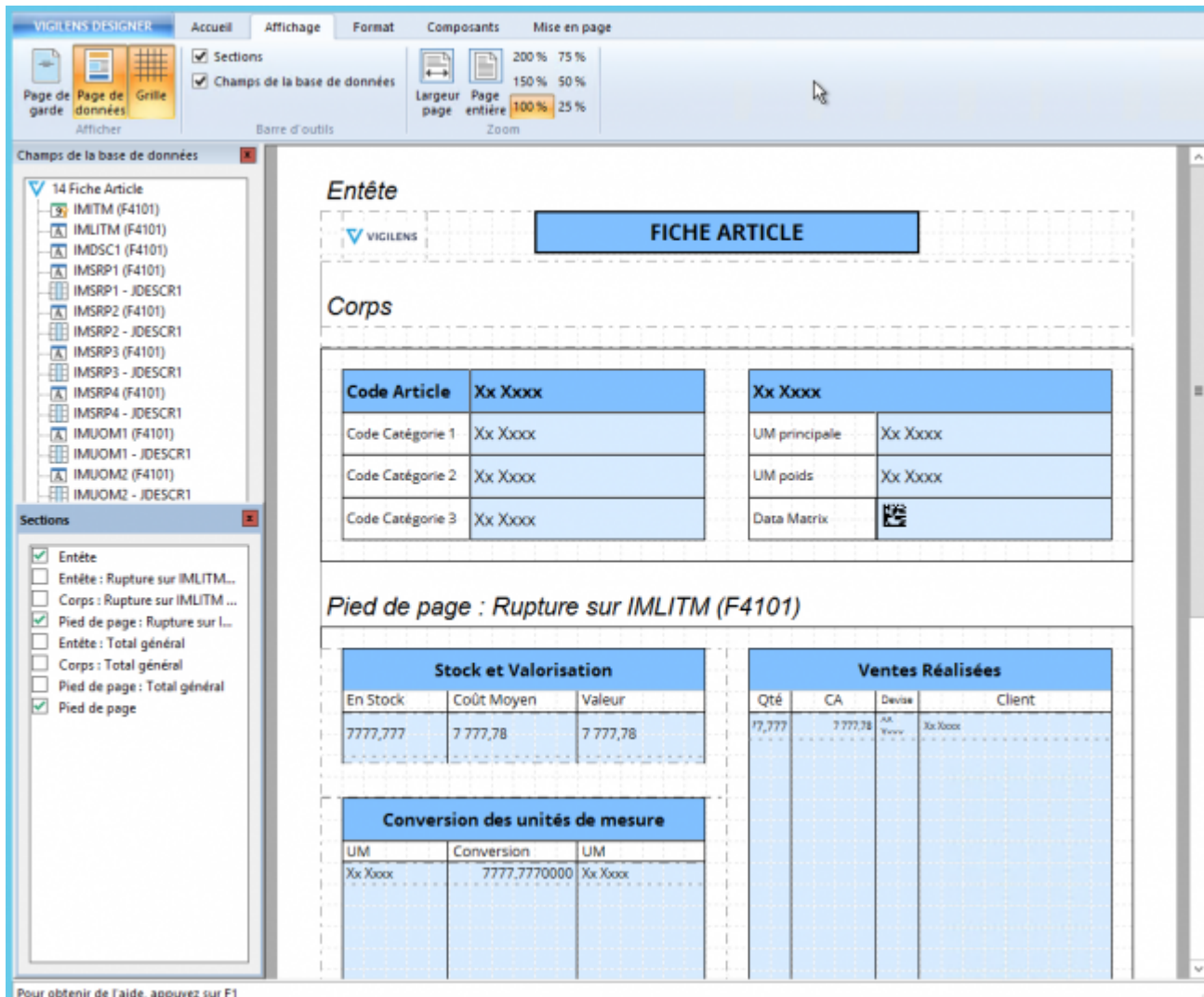
7 juillet 2020



Client	Chiffre d'affaire	Devis
Creekside Warehouse	17 069 475	USD
Coastal Services	2 916 741	USD
Clear View Specialties	2 195 372	USD
Capital System	1 605 719	USD
Pro Bike Shop	921 161	USD
Custom Brokers	350 230	USD
AB Common	254 928	USD
Continental Incorporated	201 761	USD

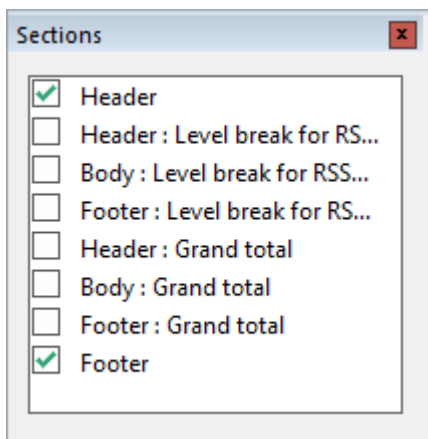
Presentation

The Report Designer is dedicated program that allow you to create a layout for your report.



Pannls

Sections panel



This panel allows you to add or delete the different sections of the document: general header, footer, break section etc...



If you uncheck one of the sections, you will not just hide it, but remove its content.



There's a Body section that doesn't appear in the list, since it's the main body, you can't delete it.

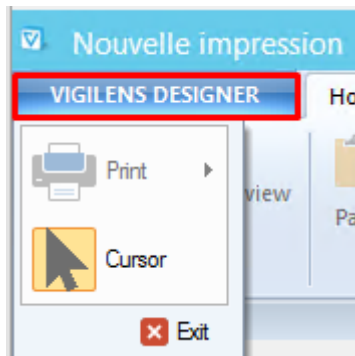
Database fields panel



This panel lists all usable fields (table, subqueries or calculated) and allows you to drag and drop them on the layout.

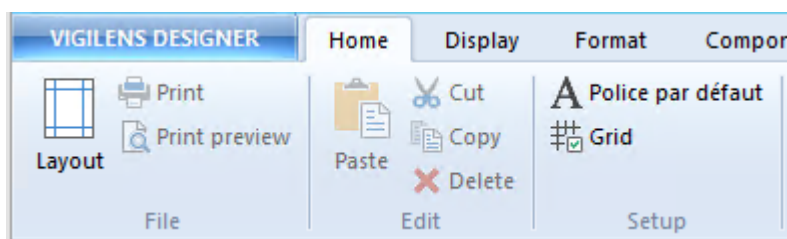
Menus

Vigilens designer



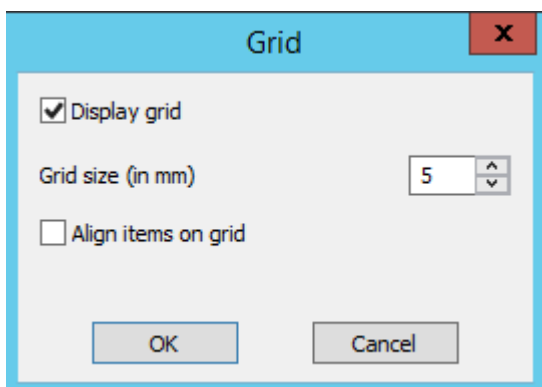
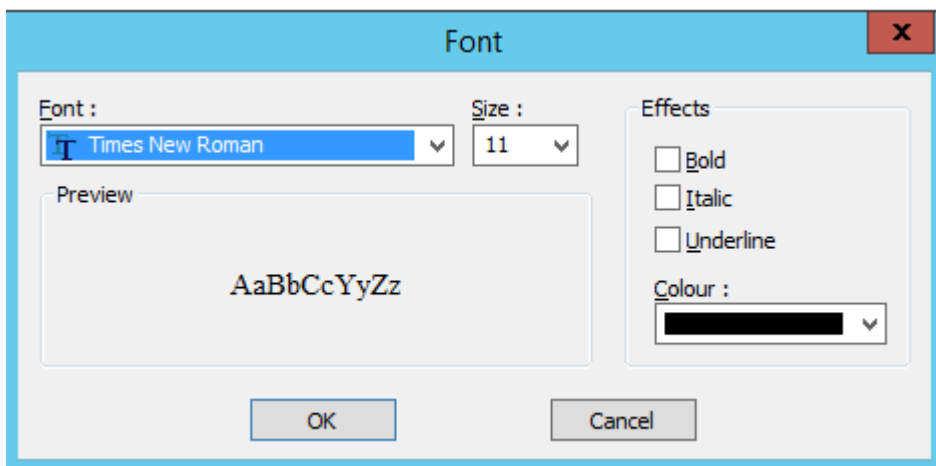
This quick menu offers some common printing actions, as well as a Cursor icon to deselect the current tool.

Home



This menu offers :

- classic printing and editing tools
- default font setup
- report grid configuration





The grid is “magnetic”: when objects are moved with the mouse, they “stick” to the grid, whether it is displayed or not. If one wants to move an object finely without it being on the grid, it is necessary to use the options of the object (see below).

Body

RSORGN	RSORGN	SDDOCO	XHSHP
7778	7778	7778	7778

- Align
- Adjust
- Center within section
- Order
- Conditional format...
- Cut Ctrl+X
- Copy Ctrl+C
- Paste Ctrl+V
- Delete Del
- Properties...

Properties

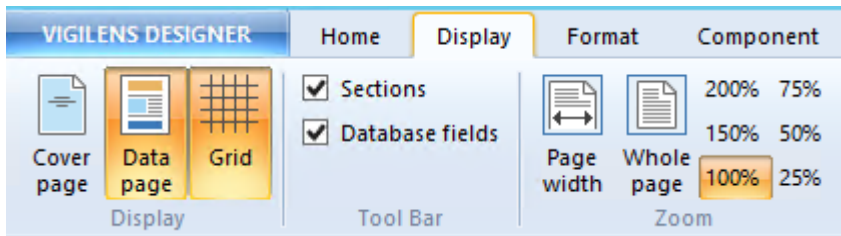
Text | Position / Size | Border | Background color

Position (regarding section)
Horizontal: 0,00 cm Vertical: 0,00 cm

Size
Width: 2,00 cm Height: 0,85 cm

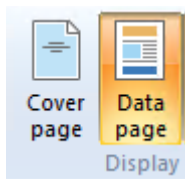
OK Cancel

Display




Display

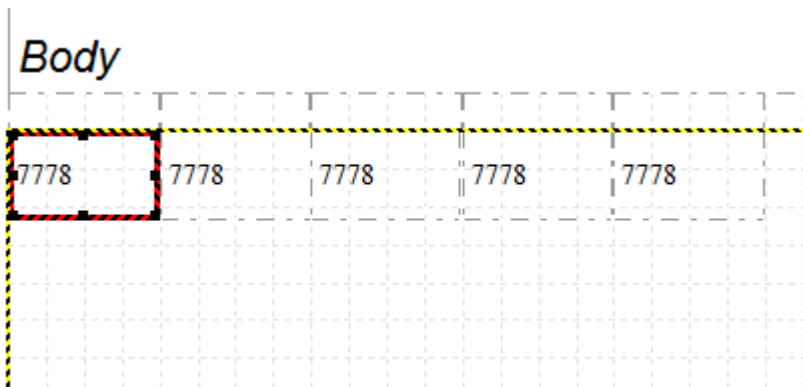
You can have a cover page added to your report. These buttons toggle between editing the cover page and the data page.



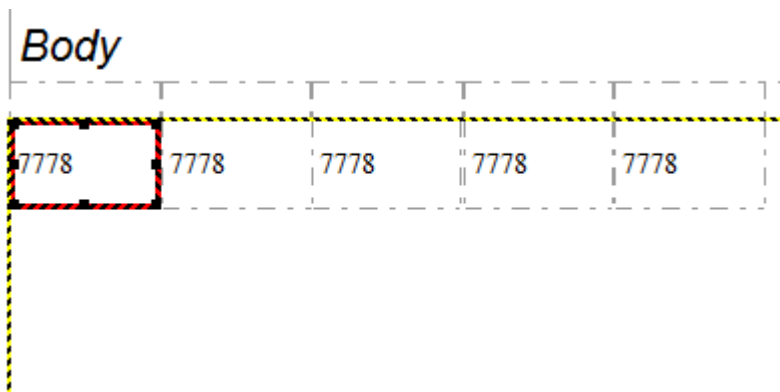
the last button is used to display or not the grid.



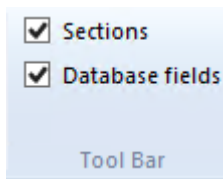
Grid on:



Grid off:



Tool Bar



Hide or show [sections panel](#) and [Database fields panel](#)

From: <https://vigilens.wiki/dokuwiki/> - **Vigilens Reporting Knowledge Garden**

Permanent link: https://vigilens.wiki/dokuwiki/doku.php?id=en:v8_0_0:designer:menus:accueil:nouvellerequete:editeurimpression:start&rev=1594217221

Last update: **2020/07/08 16:07**

