

Home menu

Parameter

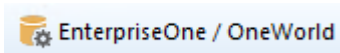


Application



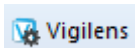
[Setting up the databases and the AdminTool interface](#)

EnterpriseOne / Oneworld



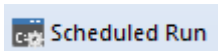
[Link between physical data and JDE/World structure](#)

Vigilens

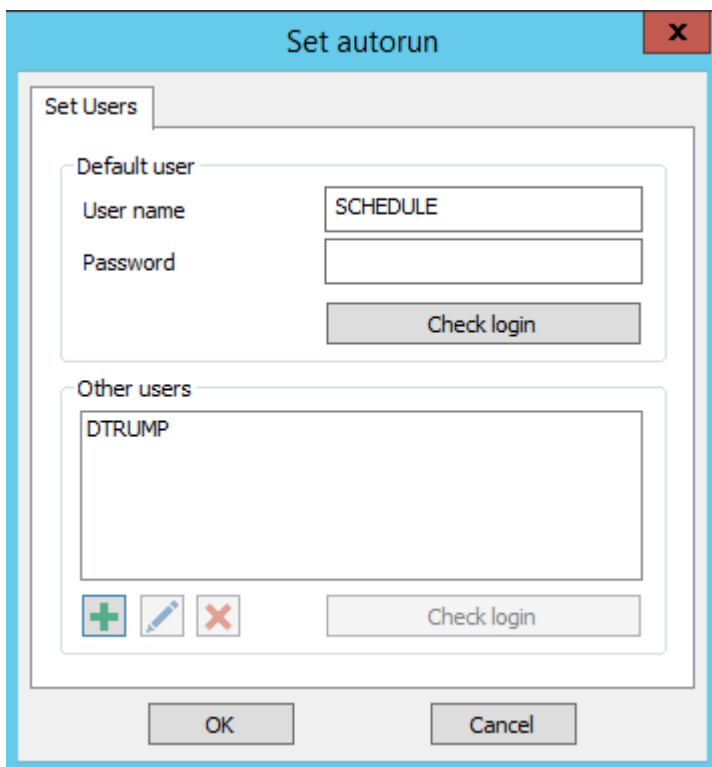


[Vigilens GUI setup](#)

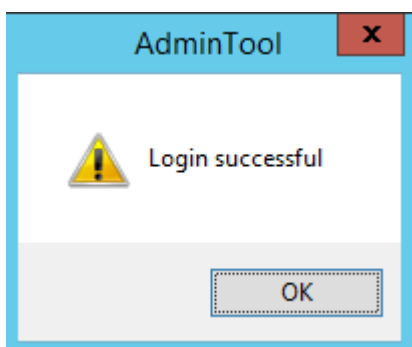
Scheduled Run






This menu allows you to specify the users authorized to schedule a report run. [See scheduling dedicated page.](#)

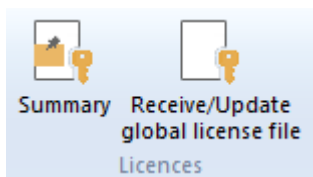


- The top part allows you to enter the default user.
 - The button Check Login tests that the combination user / password is correct.



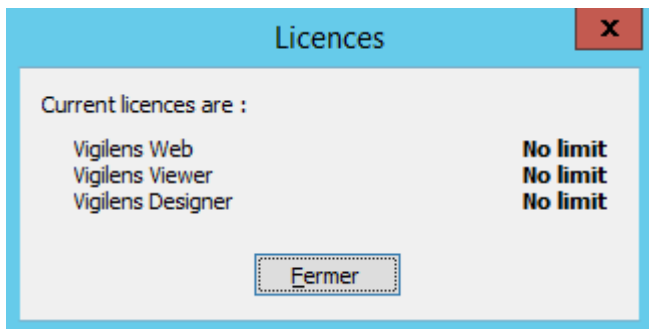
- The bottom part allows you to enter the other authorized users.
 - The    buttons allow you to respectively add, modify or delete one of the Other Users.
 - The button Check Login tests that the combination user / password is correct.

Licence




Manage and review your licence informations.

Summary



Viewing the contents of the license files “LicenseGen.evsn” and “LicenseGen.dat”.

Receive/update global license file



From: <https://vigilens.wiki/dokuwiki/> - Vigilens Reporting Knowledge Garden

Permanent link: https://vigilens.wiki/dokuwiki/doku.php?id=en:v8_0_0:admintool:menus:accueil:start&rev=1594391107

Last update: 2020/07/10 16:25

