

# Home menu

## Parameter

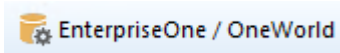


## Application



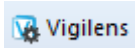
[Setting up the databases and the AdminTool interface](#)

## EnterpriseOne / Oneworld



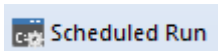
[Link between physical data and JDE/World structure](#)

## Vigilens

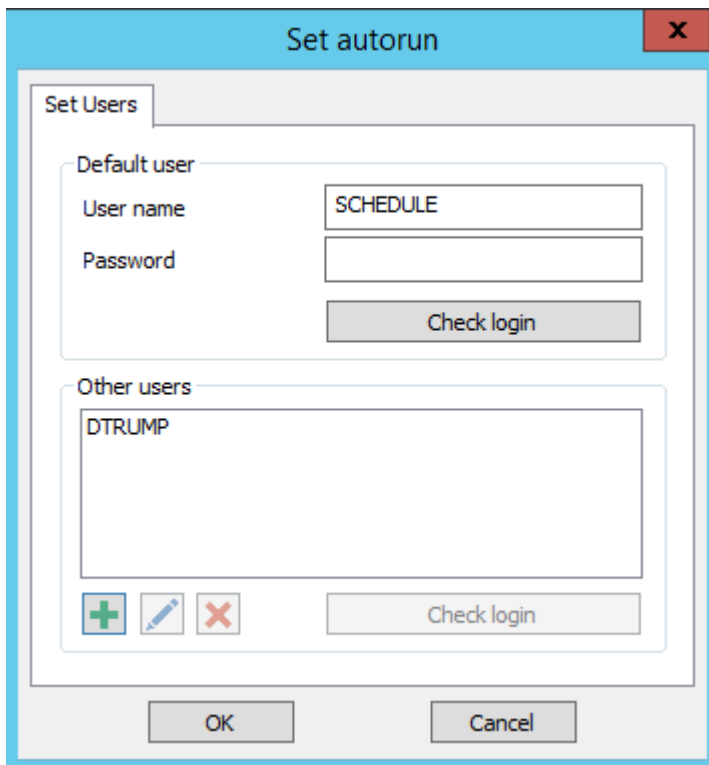


[Vigilens GUI setup](#)

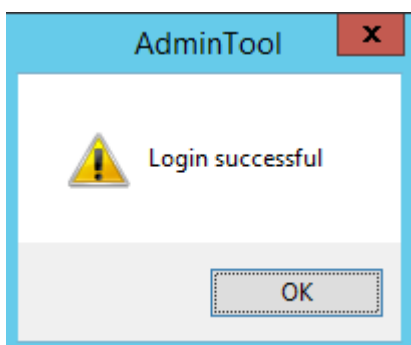
## Scheduled Run






This menu allows you to specify the users authorized to schedule a report run. [See scheduling dedicated page.](#)

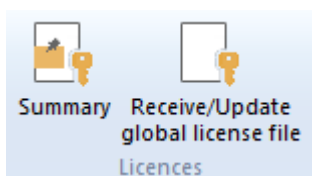


- The top part allows you to enter the default user.
  - The button Check Login tests that the combination user / password is correct.



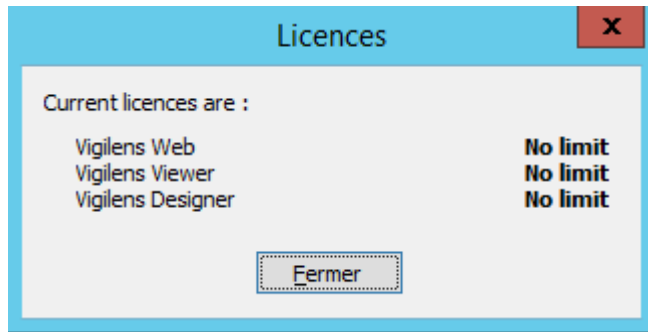
- The bottom part allows you to enter the other authorized users.
  - The    buttons allow you to respectively add, modify or delete one of the Other Users.
  - The button Check Login tests that the combination user / password is correct.

## Licence



Manage and review your licence informations.

## Summary



Viewing the contents of the license files "LicenseGen.evsn" and "LicenseGen.dat".

## Receive/update global license file

From:  
<https://vigilens.wiki/dokuwiki/> - **Vigilens Reporting Knowledge Garden**

Permanent link:  
[https://vigilens.wiki/dokuwiki/doku.php?id=en:v8\\_0\\_0:admintool:menus:accueil:start&rev=1594391004](https://vigilens.wiki/dokuwiki/doku.php?id=en:v8_0_0:admintool:menus:accueil:start&rev=1594391004)

Last update: **2020/07/10 16:23**

