

Getting started

To navigate the site smoothly, here is some information that will improve your user experience.

General organization

- This site reflects in its organization the menu structure of the tools. Thus, when you are on any page, the page path and the breadcrumb (see below) tell you how to access the screens indicated in the documentation.
- We have tried to illustrate the documentation with as many screenshots as possible. Many of these images can be clicked for more details.
- This site is suitable for mobile display, so we keep the page width small. You can also put the documentation and your Vigilens tool side by side on your PC screen.

Table of Contents






On each page of this site, you can display the table of contents by clicking on the button of the same name. You can then navigate directly to the desired section.

Breadcrumb



It lets you know where you stand in the site tree at all times. You can click one of these elements to go directly to it.

Toolbar

On the left side of your browser is a toolbar. You can enlarge it or open it using the buttons  or  or  at the top left.

Keywords



Wherever you are on the site, you can search by keyword in the current directory and all subdirectories. The search results will provide you with direct links to :

- the pages that have the keyword in their name
- the pages that have the keyword in their text

Search

You can find the results of your search below. If you didn't find what you were looking for, you can refine your query.

Matching pagenames:

- [Création d'une consultation](#)
- [Grille de Consultation](#)
- [Crea](#)

Fulltext results:

[Rapprochement](#) @v8_0_0:designer:menus:accueil:nouvellerequete
11 Hits, Last modified: 13 days ago
a [[v8_0_0:designer:menus:accueil:nouvellerequete:consultation|consultation] consultation] données provenant de plusieurs ... es de données. ===== Différence par raj... e [[v8_0_0:designer:menus:accueil:nouvellerequete:consultation]cons


[Reconciliation](#) @en:v8_0_0:designer:menus:accueil:nouvellerequete
11 Hits, Last modified: 13 days ago

Site Tools



This is where you can find the site map, which will provide you with an overview of the entire tree structure.

Sitemap


This is a sitemap over all available pages ordered by  namespaces.

- ▼ en
 - ▼ v8_0_0
 - ▼ admintool
 - ▼ menus
 - accueil
 - gestion
 - Menus
 - Admintool
 - designer
 - dmmanage
 - howto
 - installation
 - logmanage
 - opmanage
 - web
 - Architecture
 - Vigilens V8.0.0
 - Version History
 - Getting started
 - Account creation request
 - Welcome
 - projet
 - v8_0_0
 - Historique des Version
 - Prise en main
 - Demande de création de compte
 - Welcome

Last Visited Pages



To quickly find the pages you have just consulted.

 Last Visited Pages

- [Welcome](#)
- [Welcome](#)
- [Prise en main](#)
- [Validation des pages](#)
- [Page du projet de Wiki de documentation](#)
- [Managent menu > Group](#)
- [Management Menu](#)
- [Admintool](#)
- [Menus](#)
- [Getting started](#)

Page Tools

On the right side of the window is another toolbar, dedicated to the current page.

Printing in PDF



This icon will allow you to export the page as a pdf file.

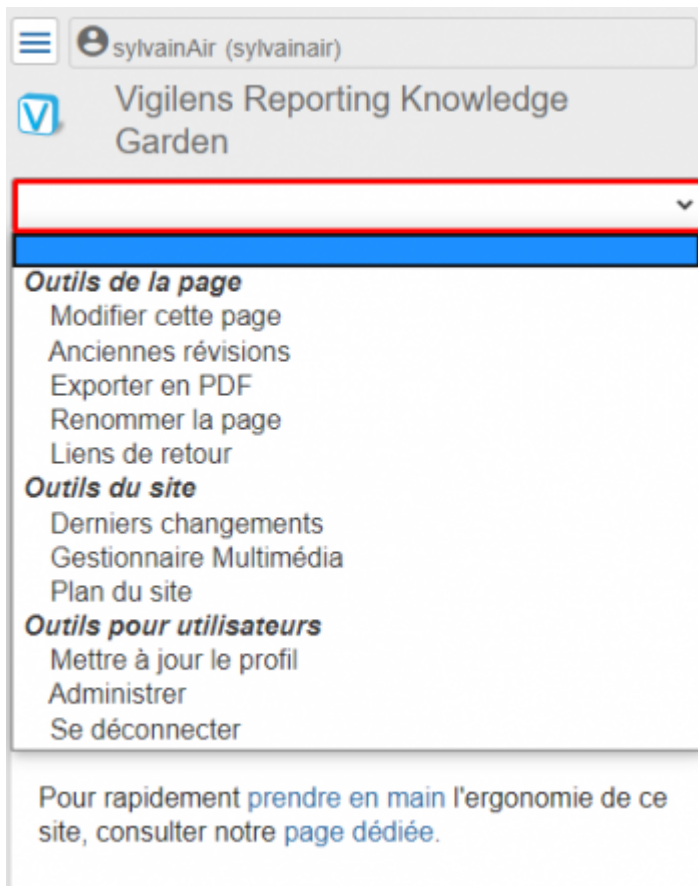
Backlinks



To see which pages are pointing to where you are.

Mobile Version

This site is suitable for most mobile terminals. Ergonomics is very close to the PC version, except that the Page Tools and Site Tools are accessible through a drop-down list.



From:

<https://vigilens.wiki/dokuwiki/> - **Vigilens Reporting Knowledge Garden**

Permanent link:

<https://vigilens.wiki/dokuwiki/doku.php?id=en:priseenmain&rev=1595317212>

Last update: **2020/07/21 09:40**

